


INDEX

3M Tape Dispencer.....	108	HVAC Bearings.....	21
Acme Electric.....	1-3	Indiana General	96
Albany	120	Kingston-Conley.....	105
Alligator Clips	159	KBC.....	20
Aerosols	117-118	Leathers.....	126
A.O. Smith.....	4-11	Leeson.....	1, 97-98
Armstrong	57-64, 135	Leland	2
Aquascape	137	Leroy Somer.....	99
Baldor.....	1, 12-19	Lowara Seals	140
Ball Bearings.....	20	Lubricants.....	3,118
Ball bearing Drivers.....	23	Limit Switches.....	100
Barnes Seal	136	Macro Start	148
Battery Saver.....	107	MagneTek	4-11
Bearings	20	Marathon	101-104
Bearings - Self-Aligning.....	22	Motor Protectors	112-116
Bearing washers, slingers.....	24	Motors, Armstrong.....	64
Bell & Gossett.....	57-64	Motors, Vacuum.....	110-111
Bluffton Motor.....	86-90	Motowick.....	26, 106
Bodine	27	MRC Technology.....	148
Bolts	106	Myers, F.E.....	124, 137
Brook	28	Nameplates.....	106
Brushes	29-44	Nuts.....	106
Brush Caps	45	Ohio	105
Burgmann Seals	139	Oil	3, 118
Capacitors	48-56	Overloads.....	112-116
Capacitor Tester	56, 107	P-80 Lubricant.....	138
Centrifugal Mechanisms.....	156-157	Pac Seals.....	127-140
Century	4-11	Paint	117
Circulating Pump Parts	57-65	Permawick.....	26, 106
Commutator Paper.....	3, 47	Pillow Blocks.....	21
Commutator Maintenance.....	46-47	Piston Pump.....	121, 126
Compressor Parts.....	66-67, 119	Pressure Gauges	66, 120
Cord Sets.....	68	Pressure Regulator.....	66
Couplings.....	70-72	Pressure Relief Valves.....	66
Cuno Filter.....	61	Pressure Switches.....	67,119
Diodes.....	143	Pulleys	26
Doerr	73-74	Pump Packing	123
Drum Switches	147	Pull Chain Switches.....	153
Duro	120-121	Pump Sleeves.....	141-142
Electrical Tape.....	3, 106	Pump Seals.....	127-140
Emerson	75-76	Push Button Stations.....	106
Eyebolts	77	Push Button Switches	151
Fans	78-85	Prestolite	2
Files, Flexible.....	46	Rainshields.....	106
Float Switches.....	121	Rectifiers.....	143
Flotec.....	122	Relays.....	144-145
Franklin	86-90	Reliance.....	146
Gaskets	61, 121, 124-125	Repair Kits, Piston.....	126
General Electric	91-95	Repair Sleeves.....	26
Gorman Rupp	138	Repair Tags	108
Goulds Seals	138	Resistors.....	56
Grundfos Seals	138	Resurfacer	46
GSW Parts	122	Reversing Switches.....	147
Heaters, Flexible Strip.....	109	Rivets.....	106
Heyco.....	69	Rocker Switches.....	153
Honda.....	137		

INDEX

S.A. Armstrong	57-65, 135
Seal Bearing Assemblies.....	58-59
Seals, Pump	127-140
Shaft Adapters	24
Shaft Sleeves.....	141-142
Shaft Slingers	24
Sheaves.....	26
Shrink Tubing.....	120
Sinpac Switches	149-150
SKF.....	20
Sleeve Bearings	23
Smoothie	47
Snifter Valve.....	120
Solid State Switches.....	148-150
Speed Controls.....	109
Spiralink	72
Start Stop Station.....	106
Strain Reliefs	69
Syncrosnap Listing.....	156-157
Taco.....	65
Tamper	2,
Terminal Blocks	158
Terminal Boxes	15,105
Terminals	164
Test Clips	158
Thermik Overloads	114
Thermistors.....	116
Thermostats.....	116
Thru Bolts.....	106
Toggle Switches	152
Tolerance Rings.....	24
Tool Brushes	39-43
Tool Switches	153-155
Torq Switches	160
Toshiba.....	105
Trigger Switches.....	154-155
Universal Electric	161
U.S. Motors	162
V-Ring Seals.....	25
Vacuum Motors.....	110-111
Vacuum Motor Brushes	44
Vibration Insulators.....	107
Wagner.....	2
Washers.....	24
Wavy Washers.....	24
Weg.....	163-164
Westinghouse	2,3, 4-11
Wire Connector.....	3
Wire Markers.....	108
Wire Stripper.....	3
Wiring Terminals.....	165
Zoom Spout Oiler	3,105

GS-290
(General Electric)



1 set of contacts
mounting holes : 1-3/4 C.-C.

GS-300
(General Electric)



1 set of contacts
mounting holes : 2-5/8 C.-C.

GS-325
(General Electric)



1 set of contacts
mounting holes : 2-15/16 C.-C.

GS-300K
(General Electric)



switch & terminal kit
1 set of contacts
mounting holes : 2-5/8 C.-C.

DOS-1
(Doerr / Leeson)



1 set of contacts, hole : 1-11/16
mounting holes : 2-11/16 C.-C.
backplate : 3-1/2 x 2-3/8

DOS19-4
(Doerr / Leeson)



4 sets of contacts, hole : 1-11/16
mounting holes : 2-11/16 C.-C.
backplate : 3-1/2 x 2-3/8

DOS-19
(Doerr / Leeson)



2 sets of contacts, hole : 1-11/16
mounting holes : 2-11/16 C.-C.
backplate : 3-1/2 x 2-3/8

DOS-15
(Doerr / Leeson / General Electric)




2 sets of contacts, hole : 2-1/4
mounting holes : 2-3/4 & 3-3/8 C.-C.
backplate : 4" x 3-3/4

DOS-25
(Doerr / Leeson)



2 sets of contacts, hole : 1-15/16
mounting holes : 2-3/4 C.-C.
backplate : 3-1/2 x 2-15/16

DOS25-4
(Doerr, Leeson)



4 sets of contacts, hole : 1-15/16
mounting holes : 2-3/4 C.-C.
backplate : 3-1/2 x 2-15/16

BAS-20
(Baldor)



2 sets of contacts, hole : 2-15/16
mounting holes : 3-3/8" C.-C.
backplate : 4-1/2 x 3-7/8

LS-400

(Leland)



1 set of contacts
mounting holes : 2-11/16 x 3-11/16 C.-C.

LS-401

(Leland)



1 set of contacts
mounting holes : 2-11/16 x 3-11/16 C.-C.

LS-402

(Leland)



1 set of contacts
mounting holes : 2-11/16 C.-C.

LS-450

(Leland)



2 sets of contacts
mounting holes : 2-7/8 x 3-3/8
for 2HP & larger

FS-320

(Franklin)



1 set of contacts (1/4" diameter)
mounting holes : 1-1/2 x 2-1/2 C.-C.

TS-340

(Tamper)



1 set of contacts
mounting holes : 3-15/16 C.-C.

WAS-501

(Prestolite)



1 set of contacts
mounting holes : 2-1/2 x 2-3/8 C.-C.
overall length : 4-3/4

WAS-502

(Prestolite)



1 set of contacts
mounting holes : 2-1/2 x 2-3/8 C.-C.
overall length : 5-1/4

WAS-503

(Prestolite)



1 set of contacts
mounting holes : 2-1/2

WES-275

(Westinghouse)



1 set of contacts
mounting holes : 1-7/8 C.-C.

WAS-510

(Wagner)



1 set of contacts
mounting holes : 1-13/16 C.-C.


WES-31

(Westinghouse)



1 set of contacts

WES-42
(Westinghouse)



2 sets of contacts (Dryer Switch)
1 Open, 1 Closed

OILER



Zoom spout oiler
14" telescoping spout
4 FL. OZ., 12 bottles / case

WA-3500



black electrical tape
SOLD IN SLEEVES OF 10 ROLLS

WS-2410



self adjusting wire stripper 10-24 AWG
wire cutter, crimper insulated 10-22 AWG
crimper non-insulated 12-10 AWG

WS-1020



made in USA, strips 22-8 AWG,
crimps 22-12 AWG, cuts and threads 5 most
common bolt sizes

WS-1400




made in USA
safely removes cable ties & straps
strips 22-10 AWG

BRK-55



5.5" motor mounting bracket
heavy gauge sheet metal

WIRE CONNECTORS



WA-3621 Blue
WA-3622 Gray
WA-3600 Orange
WA-3601 Yellow
WA-3602 Red
SOLD IN PACKS OF 100 PCS.

WRST-72



wire stripper 5-7/8 long
for cleaning varnish off of copper wire

5061A



commutator paper, 25 yd. x 1", 220 grit

UCLOTH-1X50



3M utility cloth P120 grade
1" x 50 yards

SS-31



1 set of contacts, 1/4" diameter

SS-32



1 set of contacts, 5/16" diameter complete with built in bracket

SS-55



3 sets of contacts

CS-500



1 set of contacts
mounting holes : 2-3/4 x 3-5/16 C.-C.
top : 8 quick connects
bottom : 10 quick connects, 3 bolts

CS-502



3 sets of contacts
mounting holes : 2-3/4 x 3-5/16 C.-C.
top : 5 quick connects
bottom : 7 quick connects, 3 bolts

CS-509




2 sets of contacts (5/16" diameter)
mounting holes : 2-3/4 x 3-5/16 C.-C.

CS-520




"CHERRY" micro switch, 3 quick connects
body : 1-1/8" x 5/8" x 7/16" thick
mounting holes : 15/16" C.-C.

CS-521



2-speed stationary switch
3 sets of contacts, 1 normally closed
2 normally open, has bracket for micro switch
mounting holes : 2-3/4 x 3-5/16 C.-C.
top : 1 quick connect, bottom : 2 quick connects

CS-522



2-speed stationary switch
3 sets of contacts, 1 normally closed,
2 normally open, has bracket for micro switch
mounting holes : 2-3/4 x 3-5/16 C.-C.
top : 6 Q.C. bottom : 3 bolts, 5 Q.C.

CS-517 contacts normally open
15A 1/2hp 125/250 VAC

CS-518 contacts normally closed
10A 1/2hp 125/250 VAC



"CHERRY" micro switch, 2 quick connects
body : 1-1/8 x 5/8 x 7/16 thick
mounting holes : 15/16 C.-C.

CS-503



1 set of contacts
 mounting holes : 3-1/8 C.-C.
 top : 5 quick connects
 bottom : 7 quick connects, 2 bolts

CS-506



2 sets of contacts (5/16 diameter)
 mounting holes : 3-3/8 C.-C.

CS-505




2 sets of contacts (5/16 diameter)
 mounting holes : 3-3/8 C.-C.

CS-515



1 set of contacts
 mounting holes : 3-5/16 C.-C.
 top : 1 quick connect
 bottom : 11 quick connects, 2 bolts

WES-150




2 sets of contacts
 mounting holes : 3" C.-C.
 6 quick connects, 3 bolts

WES-151



1 set of contacts
 mounting holes : 2-15/16 C.-C.

WES-163



1 set of contacts
 mounting holes : 3" C.-C.

WES-156



1 set of contacts
 mounting holes : 3" C.-C.

WES-154



1 set of contacts
 mounting holes : 3" C.-C.
 6 quick connects, 4 bolts

WES-158



1 set of contacts
 mounting holes : 2-15/16 C.-C.
 top : 4 quick connects
 bottom : 5 quick connects

WES-161



1 set of **LARGE** contacts, 5/16" diameter
 mounting holes : 2-15/16 C.-C.
 top : 2 quick connects
 bottom : 4 quick connects

WES-162



1 set of contacts
 mounting holes : 2-15/16 C.-C.
 1 wire lead with quick connect

WES-199



1 set of contacts
mounting holes : 2-15/16 C.-C.
3 bolts, 5 quick connects

WES-155



1 set of contacts
for gas pump motors

WES-196



voltage change switch
mounting holes : 5-1/4 C.-C.

WES-198



on-off switch
on position on left side as shown

SB-40



terminal board
mounting holes : 2-3/8 C.-C.
top : 2 bolts, 8 quick connects
bottom : 3 quick connects

CTC-582



plastic mounting bracket for CS-517
mounting holes : 2-3/4 C.-C.

SB-44



terminal board
mounting holes : 2-3/8 C.-C.
top : 2 bolts, 5 quick connects
bottom : 3 quick connects

SB-41



terminal board / voltage change switch
dual voltage / 1-speed
mounting holes : 2-1/8 C.C.
top : 2 bolts, 3 quick connects
bottom : 2 quick connects

CTB-516



terminal board
mounting holes : 3-5/16 C.-C.
top : 3 bolts, 6 quick connects
bottom : 3 quick connects

SSM32-34



rotating mechanism 3450 rpm

SSM33-2



2-speed rotating mechanism
3450 / 1725 rpm

- CSM530-34** 3450 rpm
- CSM531-17** 1725 rpm
- CSM536-2** 3450/1725 rpm
- CSM538-2** 1725/1140 rpm



3/4 inside diameter
1-3/4 spool outside diameter

- CSM525-34** 3450 rpm
- CSM526-17** 1725 rpm



1-1/8 inside diameter
2-3/4 spool outside diameter

- CSM521-17** 1725 rpm



1-7/16 inside diameter
3-1/2" spool outside diameter

- CSM537-34** 3450 rpm



size : 1-1/8 x 2-1/4



Type A



Type B



Type C

Part #	RPM	Type	I.D.	Spool O.D.
WESM108-17	1725	A	.635	1-5/8
SSM34-34	3450	C	.638	2
SSM35-17	1725	C	.638	2
WESM107-17	1725	B	.685	2-1/2
WESM106-34	3450	B	.685	2-1/2
WESM59-2	1725/1140	B	.685	2-1/2
SSM36-17	1725	C	.685	2-1/2

GR-4465 1-5/8 x 2-1/4 x 5/16
CR-551 1-11/16 x 2-1/2 x 5/16
AR-705 1-11/16 x 2-1/2 x 3/8
SSR-361 1-7/8 x 2-1/2 x 7/16



rubber mount

SSR-381 1-9/16 x 2-1/4 x 5/16



rubber mount

UR-1182 1-9/16 x 2-1/4 x 5/16



rubber mount / sold per pr.

CB-560 .500 x .625 x .600
BGB-706 .605 x .754 x 1.000
SSB-51 .610 x .754 x .700
WEB-75 .650 x .800 x .875
CB-562 .656 x .800 x .800
CB-561 .750 x .875 x 1.000




sleeve bearing I.D. X O.D. X length

WEB-74



1/2" bearing

CTC-580



terminal cover
 mounting holes : 3-3/8 C.-C.

CRC-5850



plastic retainer cap

SRB-37



6203 bearing retainer
 complete with (2) bolts

SRB-371



bearing retainer
 for "NEW" style endbells

CLIP-814



metal clip for CSM537-34

SSF-41 .78 I.D.
SSF-42 .66 I.D.

SSF-44 .81 x 5-3/8 x 1-5/16 thick
SSF-46 1 x 5-3/8 x 1-3/16 thick
SSF-43 1 x 5-3/8 x 1-5/16 thick

CBC-600



plastic shaft access cover 2" outside diameter



4-3/4 plastic internal cooling fan



plastic internal cooling fan

CF-5470 .670 x 4-3/4 plastic
CF-5450 .670 x 4-15/16 metal
CF-544 .670 x 5-3/8 plastic
CF-5460 .790 x 4-15/16 metal



internal cooling fan

CF-5480 1/2 & 5/8 x 6"



plastic external cooling fan
inside diameter has flats

WEF-200



plastic internal cooling fan
5/8 x 5-3/4

CF-5485 2.335" X 7-5/8



metal internal cooling fan

CF-5465



metal internal fan
1-1/16 x 5-3/8

CF-540 5/8" X 6"



plastic external cooling fan

CF-5495



plastic external cooling fan
5/8 x 7-5/8

CEC-900



plastic endbell cover, 5-1/2" I.D.

CEC-901



plastic endbell cover, 5-1/2" I.D.

SSS-360



5-1/2" switch end bell
bearing size 6203, threaded conduit hole

SSS-365



5-1/2" switch end bell
bearing size 6203, threaded conduit hole

CEC-903



metal endbell cover, 6-1/2" I.D.

SSD-361



5-1/2" drive end bell, open
brg size 6203

SSD-369 brg size 6202
SSD-363 brg size 6203
SSD-362 brg size 6204



5-1/2" square flange end bell

SSD-364 brg size 6203
SSD-6881 brg size 6204



5-1/2" C-flange end bell

CDB-574 5.475" stator inside diameter



drive end bell, open
brg size 6203

SSD-371 6202 brg size
SSD-375 6203 brg size




recessed hub, drive endbell
5-1/2" frame 48

CDB-839 brg size 6203



5-1/2" C-flange end bell

CSB-595 5.475" stator inside diameter



non-drive end bell, open
brg size 6203

CSB-599



6-1/2" drive end bell, open
brg size 6203

CSB-575 5.475" stator inside diameter



switch end bell, open, brg size 6203
threaded conduit hole

CDB-570 open, brg size 6203
CDB-564 totally enclosed, brg size 6203



6-1/2" drive end bell

CSB-565 open c/w 21/32" bushing
CSB-569 open brg size 6203



6-1/2" non-drive end bell
threaded conduit hole

CDB-576



6-1/2" non-drive end bell, totally enclosed
brg size 6203
fan shroud fits over this end bell

CSB-579 terminal board holes 3-5/16" C.-C.
CSB-2281 terminal board holes 2-3/8" C.-C.



6-1/2" non-drive end bell, 6203 brg size

CSB-571



6-1/2" non-drive end bell, totally enclosed
brg size 6203, threaded conduit hole

CDB-584



6-1/2" drive end bell
brg size 6203

CDB-172 6203 brg size
CDB-173 6304 brg size



6-1/2" C-flange end bell
approximate thickness 1-1/4"

210782-01



3/8 x 1 x 1-1/8 long, top
bevel, shunt : 2" long + 3/16"
"U" terminal

221081-10



3/8 x 1 x 1-1/2 long, graphite
shunt : 2" long + 3/16"
"U" terminal, top & bottom bevel

221081-04



3/8 x 3/4 x 1-1/8 long
shunt : 1-1/2 long + 3/16"
"U" terminal top & bottom
bevel

CDB-560 open, brg size 6203
CDB-5601 totally enclosed, brg size 6203



6-1/2" C-flange end bell
approximate thickness 2-1/8"

CSB-9021



6-1/2" switch end bell, open
brg size 6203

BCAP-249 7/8" for BHO-517
BCAP-220 1/2" for BHO-490



brush cap

221081-08 5/8 x 1-1-1/16
221081-13 7/8 x 1-7/16



brush spring



eared brush

Part #	W	T	L	Shunt Length x Cap Diameter
2-1820	1/4 x	3/8 x	5/8	1-1/8 x .415
*2-1885	1/4 x	3/8 x	1/2	1-1/8 x .415
203339-01	1/4 x	1/2 x	1	1-5/8 x .530
221101-03	1/4 x	5/8 x	5/8	1-3/8 x 3/4
*216156-01	5/16 x	5/8 x	1	2 x .530
221102-02	3/8 x	3/4 x	11/16	1-1/4 x 3/4


* graphite

BAS-20
(switch)



2 sets of contacts
mounting holes : 3-3/8 C.-C.

BAS-253



2 sets of contacts
mounting holes : 3-3/8 C.-C.

BAS-250
(special contacts, for larger HP)




2 sets of contacts, recommended for 7-1/2 & larger
mounting holes : 3-3/8 C.-C.

BAS-5172



"new" style Torq switch
1 set of contacts
mounting holes : 3-3/8 C.-C.

BAS-241



1 set of contacts
mounting holes : 3 x 3-1/8 C.-C.

BAS-244



1 set of contacts, plate size : 3-3/8 x 3-7/8
mounting holes : 3-3/16 x 2-7/8 x 3-13/16 C.-C.
top : 4 quick connects
bottom : 10 quick connects, 2 bolts

BAS-257



2 sets of contacts
mounting holes : 3-1/2 & 4-1/8" C.-C.

BAS-251



2 sets of contacts
mounting holes : 2-1/2 C.-C.

BAS-243



1 set of contacts, plate size : 3-3/8 X 3-3/8
mounting holes : 3-3/16 x 2-1/2 C.-C.
top : 4 quick connects
bottom : 10 quick connects, 2 bolts

BAS-242



1 set of contacts, 1-3/4" hole diameter
diagonal mounting holes : 2-3/4 C.-C.

BAS-248



reversing switch, ref. #R98-14
2 sets of contacts
mounting holes : 2-3/4 x 2-1/2 C.-C.

BAR-245 ref #16095
RE-5022 ref #16023




Mars relay

RE-1009



4CR3-650 Klixon relay

BAR-246




3CR-738-169 Klixon relay

RE-5029



Mars #91423
 2 pole, 40A, 208/240 VAC



Part #	I.D.	O.D.	RPM	Frame
* BASM252-17	13/16	2-3/16	1725	48-56
* BASM257-34	13/16	2-3/16	3450	48-56
** BASM253-17	13/16	2-3/16	1725	56-145T
** BASM262-34	13/16	2-3/16	3450	56-145T
BASM251-17	1-1/8	3-11/16	1725	182-184T
BASM256-34	1-1/8	3-11/16	3450	182-184T
BASM250-17	1-3/8	3-11/16	1725	213-215T
BASM255-34	1-3/8	3-11/16	3450	213-215T

PART #	1.D.	O.D.	RPM
BASM261-17	.805	2-1/4	1725
BASM259-34	.805	2-1/4	3450
BASM258-17	1.375	3-5/8	1725

* "A" = 2-1/16"
 ** "A" = 2-11/16"

O.D. of rotating mechanisms = outside diameter of the round moveable disc

BAR-2600

1-11/16 x 2-1/2 x 3/8 thick

BAR-2601

1-15/32 x 2.06 x 7/16 thick




rubber mounts



Metal Fan Covers

Part #	Baldor #	Frame	I.D.	Depth
BAC-2002	34FH4001A01	48C	6-1/8	1-1/2
BAC-2004	35FH4005A02	56C & 143-5TC	7-1/8	1-5/8
BAC-2005	36FH4000A03	182-184	8-3/8	2-7/8
BAC-2006	07FH4007	213-215	10	3-1/4



Part #	Baldor #	Fig	I.D.	O.D.	Thick.	# Fins
BAF-2105	34FN3002A03	A	.500	5	3/4	7
BAF-201	33FN3000	A	.625	4-1/8	7/16	9
BAF-2180	34FN5002A01	B	.630	4-3/4	13/16	9
BAF-2027	35FN3002A05	A	.630	6-1/4	3/4	7
BAF-2196	34FN3002A01	A	.635	5	3/4	7
* BAF-208	35FN3002A01	A	.635	6-3/8	3/4	7
BAF-2198	34FN3002B01	A	.640	4-1/4	3/4	7
BAF-2190	36FN3000C01	A	.875	5-1/4	1-1/8	10
BAF-2026	35FN3002A04	A	.875	6-3/8	3/4	7
BAF-209	36FN3000A01	A	.900	7	1-1/8	10
BAF-2195	34FN3002A02	A	.910	5	3/4	7
BAF-2085	35FN3002A02	A	.988	6-3/8	3/4	7
BAF-2194	37FN3002A01	A	1.174	9	1-1/16	11
BAF-2197	36FN3000C02	A	1.174	5-1/4	1-1/16	10
BAF-2095	36FN3000A02	A	1.174	7	1-1/8	10
BAF-215	37FN3000A02	A	1.360	8-1/2	1	10
BAF-2199	37FN3002M01	A	1.505	7	1-1/16	11
BAF-211	09FN3001A01	A	1.505	10-3/4	1-5/8	11
BAF-2189	09FN3001A02	A	1.700	10-1/4	1-3/4	11
BAF-212	10FN3000	A	1.700	11-7/8	2	10
BAF-2200	702676-1C	D	1.875	8-3/4	1-3/4	9
BAF-213	12FN3000	A	2.000	13-1/4	2-1/4	10
BAF-218	14FN3000A01	C	2.125	13-1/4	2-3/4	15
BAF-214	14FN3000A02	C	2.375	13-3/8	2-3/4	15

* flatted hole

Part #	Baldor #	I.D.	O.D.	Thick.	# Fins
BAF-203	36FN5000A08	.630	6-7/8	1-1/8	8
BAF-2032	36FN5000A09	.673	6-7/8	1-1/8	8
BAF-2185	37FN5001A03	.791	8-1/2	1-1/16	8
BAF-2045	36FN5000A01	.908	7	1-1/8	8
BAF-204	37FN5001A01	.984	8-1/2	1-1/16	8
BAF-205	37FN5001A02	1.174	8-1/2	1-1/16	8



stamped metal set screw

Part #	Baldor#	Type	I.D.	O.D.	Thick.	# Fins
BAF-206	09FN2003A04	A	.985	10-1/4	2-3/8	8
BAF-2192	35FN2000A07	B	1.174	5-3/4	5/8	10
BAF-2193	36FN2003A02	B	1.375	7-1/4	5/8	9
BAF-2065	09FN2003A06	A	1.400	10-1/4	2-3/8	8



TYPE A
cast aluminum
set screw



TYPE B
cast aluminum
set screw

Part #	Baldor #	I.D.	O.D.	# Fins
BAF-207	35FN4001	.635	6-1/8	8
BAF-2075	34FN4001	.635	5-1/4	8



stamped metal
press fit

Part #	Baldor #	I.D.	O.D.	# Fins
BAF-2186	35FN4000A03	1.420	5-5/8	12
BAF-2102	36FN4000A02	1.420	6-1/2	12
BAF-2103	36FN4000A03	1.603	6-1/2	12
BAF-210	37FN4000A02	1.602	8	10



stamped metal
press fit

Part #	Width x Length	Mtg Holes c.-c.	Conduit Hole
BACB-2034	2-5/8 x 2-3/4	1-7/16	0.87
BACB-2035	2-5/8 x 3-3/4	1-11/16	0.87
BACB-2036	2-5/8 x 3-3/4	2	1.10
BACB-2037	3-1/4 x 4	2-1/16	1.10



conduit box, complete with
gaskets & hardware

OVERLOADS



PART #	KLIXON #	HP	TYPE	DIA.	MTG. HOLES
BAO-275	MRG57BA	1/3	D	31/32	
BAO-274	MRJ36RB	1/2	D	31/32	
BAO-2771	MRJ38RB	1/2	D	31/32	
BAO-2783	MRD4747	1/2	D	31/32	
BAO-276	MSG30BA	3/4	C	31/32	
BAO-2779	MRD5704	3/4	C	31/32	
BAO-273	CRJ50EB	1	D	1-7/32	
BAO-2773	MRJ28RB	1	D	31/32	
BAO-2770	MRJ24AB	1	D	31/32	
BAO-2780	MRD4749	1	D	31/32	
BAO-2774	CRJ49CB	1-1/2	D	1-7/32	
BAO-266	CRJ38CB	1-1/2	D	1-7/32	
BAO-271	CRJ31CB	2	D	1-7/32	
BAO-2775	CRJ31CA	2	D	1-7/32	
BAO-272	CRH00CB	2	D	1-7/32	
BAO-2782	CRD4757	2	D	1-7/32	
BAO-265	BEC1959	3	B	1-9/16	2-3/8
BAO-270	BRD3929	3	C	1-9/16	
BAO-263	LEC927	5	A	1-7/8	2-3/8
BAO-264	LED1027/LED989	5	A	1-7/8	2-3/8
BAO-269	BRJ25DB	5	C	1-9/16	
BAO-262	LED1024/LED945	7-1/2	A	1-7/8	2-3/8
BAO-260	LED941/LED1011	10	A	1-7/8	2-3/8

**please provide catalogue & spec. # from motor nameplate for overloads not shown in this chart

BAR-1014



rubber overload boot, 1-3/16 diameter

BOC-300



metal overload cover
mounting holes : 1-3/4 C.-C., hole I.D. : 7/8

BAR-6015



metal overload retainer, 1-1/4 I.D.

Part #	Type	T	W	L	Spring Length	Spring Diameter	Cap Diameter	Grade
BP5060BD02	A	1/8	3/16	5/8	7/8	.150	.240	graphite
BP5118AK01	A	1/8	1/4	7/16"	7/8	.160	.310	graphite
BP5049AP01	A	.172	.554	1	1-1/4	.315	.500	carbon
BP5066BP01	B	1/4	1/4	5/8	7/8	.215	.310	graphite
BR-1090	B	1/4	1/4	5/8	7/8	.225	.305	graphite
BP5021V01	B	1/4	1/4	7/8	1-1/4	.240	.365	graphite
BP5048AP01	A	1/4	3/8	1/2	3/4	.230	.440	carbon
BP5046AP01	A	1/4	3/8	1/2	1-1/8	.270	.445	carbon
BP5052BP01	A	1/4	3/8	5/8	1	.275	.440	graphite
BBR-1088	A	1/4	3/8	5/8	7/8	.260	.465	graphite
BP5000A04	A	1/4	3/8	3/4	1-1/4	.250	.440	carbon
BBR-1873	A	5/16	7/16	5/8	7/8	.315	.500	carbon
BBR-1087	A	5/16	7/16	5/8	1	.365	.500	graphite
BP5000H03	A	5/16	7/16	13/16	1-1/4	.310	.500	graphite
BP5000BK08	A	5/16	5/8	15/16	1-3/8	.415	.750	carbon
BP5000AW14	A	5/16	5/8	13/16	1-3/8	.460	.750	graphite
BP5000T15	A	3/8	3/4	1	1-3/4	.445	.750	graphite



type A eared



type B round cap

Part #	Type	T	W	L	Shunt	Bevelled	Grade
BP5011T01	F	.221	.647	1	1-3/8	top	graphite
BP5004A01	C	5/16	5/8	1-1/4	3-5/8	top	carbon
BP5004C01	C	5/16	5/8	1-1/4	3-5/8	top	graphite
BP5002A02	C	5/16	3/4	1-1/4	4	top	carbon
BP5002C02	C	5/16	3/4	1-1/4	3-7/8	top	graphite
BP5002C03	C	5/16	7/8	1-1/4	3-7/8	top	graphite
BP5002A01	C	3/8	7/8	1-1/4	3-7/8	top	carbon
BP5002E01	C	3/8	7/8	1-1/4	3-7/8	top	graphite
BP5001C01	D	3/8	7/8	1-1/4	2-7/8	bottom	graphite
BP5125A01	D	3/8	7/8	1-1/2	2-3/4	bottom	carbon
BP18044-4	I	3/8	1	1-1/4	2-1/2	top / bottom	carbon
BP5002A04	C	7/16	3/4	1-1/4	3-7/8	top	carbon
BP5002E04	C	7/16	3/4	1-1/4	3-7/8	top	graphite
BP5031A01	E	7/16	1-1/4	1-1/4	2-7/8	top	carbon
BP5027A01	E	7/16	1.850	1-3/8	3	top	carbon
* BP15003251	H	5/8	7/8	1-1/2	2-7/8	top / bottom	carbon
* BP360243	G	5/8	1-1/4	1-5/8	4-1/2	top / bottom	carbon
* BP286102	H	3/4	1-1/4	2	3-1/2	top / bottom	carbon
* BP400193	G	3/4	1-1/2	2-3/4	4-5/8	top / bottom	carbon
* BP50034-2	G	7/8	1-1/2	2-7/8	4-5/8	top / bottom	carbon

* = split brush

shunt length includes terminal



type C slot terminal



type D slot terminal



type E slot terminal



type F 3/16" quick connects



type G slot terminal



type H slot terminal



type I slot terminal

Part #	W	T	L Length	Shunt
BAB-232	3/16	3/4	1	2-7/8
BAB-230	1/4	1/2	7/8	3-1/8
BAB-231	5/16	7/8	1-1/8	3-1/2
* BP5070A01	5/16	3/4	1-1/4	2
BAB-14	5/16	1-1/4	1-3/8	3-1/4
* BP5258A01	7/16	3/4	1-1/4	2



* top bevel
shunt length includes terminal

BRUSH SPRINGS

Part #	Type	W	L	Coil Dia.	Colour
BP5012A04	A	.600	1.250	.340	-
BP5028	B	.750	1.750	.300	-
BP5030	B	.500	1.700	.300	-
BP5098	C	.625	2.000	.360	-
BP5103	C	.625	2.00	.410	-
BP150311	D	.625	2.500	.790	-
BP2001A01	E	.250	1.625	.840	green
BP2002A01	E	.250	1.800	.875	orange
BP2003A01	E	.250	1.625	.875	red
BP2004A01	E	.250	1.625	.875	white
BP2006A01	F	.250	1.470	.750	-
BABS-240	G	.188	1.875	.750	-
BABS-242	G	.312	2.188	.750	-



type "A"



type "B"



type "C"



type "D"



type "E"



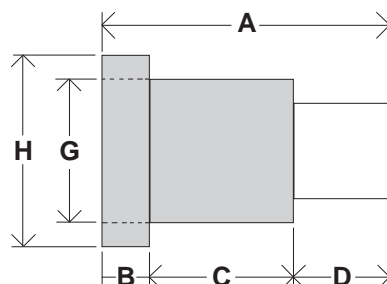
type "F"



type "G"

Brush Holders & Brush Caps

Part #	A	B	C	D	Brush Size	G	H	Brush Cap	Brush Cap Dia.
BP4517	1-1/8	3/16	5/8	1/4	3/16 X 1/8	.480	.530	BCAP-208	3/8
BBR-1100	1-1/4	3/16	13/16	3/16	1/4 X 1/4	5/8	3/4	BCAP-220	1/2
BP4529	1-1/4	3/16	13/16	1/4	1/4 X 3/8	5/8	3/4	BCAP-220	1/2
BP5201A03	1-3/8	3/16	13/16	3/8	1/4 X 3/8	5/8	3/4	BCAP-220	1/2
BP5201A04	1-5/8		1	5/8	5/16 X 7/16	13/16		BCAP-242	5/8
BP5201A06	2		1-1/4	3/4	3/8 X 3/4	1-1/8		BCAP-249	7/8
BP5201A10	1-5/8	3/16	13/16	5/8	5/16 X 7/16	13/16	15/16	BCAP-242	5/8
BP5201A11	1-5/8	5/16	15/16	3/8	5/16 X 5/8	1	1-1/8	BCAP-249	7/8
BP5201A12	1-13/16	5/16	15/16	1/2	3/8 X 3/4	1-1/16	1-1/4	BCAP-249	7/8
BP5201A14	2	5/16	15/16	3/4	3/8 X 3/4	1-1/16	1-1/4	BCAP-249	7/8



Brush Cap

36EP3200A03

7-7/8" diameter, 6205 bearing size
2 mounting holes, 3-3/8 C.-C.

36EP3201A01

7-7/8" diameter, 6206 bearing size
no mounting holes



open endbell

35EP3300A02

6-5/8" diameter, 6205 bearing size



C-flange totally enclosed endbell

35EP3100A45

6-5/8" diameter, 6203 bearing size
2 pair mounting holes, both are 2-3/4 C.-C.

35EP3101A04

6-5/8" diameter, 6205 bearing size
no mounting holes

36EP3101A44

7-7/8" diameter, 6205 bearing size
2 pair mounting holes, 3-3/8" & 2-3/4 C.-C.

37EP3101A01

9-5/8" diameter, 6206 bearing size
multiple sets of mounting holes



closed endbell

BP4519



plastic brush cap 1/2"
total length 3/8"
complete with O-ring

36EP3200A43

7-7/8" diameter, 6205 bearing size



open endbell

Bearings - Ball

2012

Bearing Number	I.D.		O.D.		Width	
	mm	inches	mm	inches	mm	inches
6000	10	0.3937	26	1.0236	8	0.3150
6001	12	0.4724	28	1.1024	8	0.3150
6002	15	0.5906	32	1.2598	9	0.3543
6003	17	0.6693	35	1.3780	10	0.3937
6004	20	0.7874	42	1.6535	12	0.4724
6005	25	0.9843	47	1.8504	12	0.4724
6006	30	1.1811	55	2.1654	13	0.5118
6007	35	1.3780	62	2.4409	14	0.5512
6008	40	1.5748	68	2.6772	15	0.5906
6009	45	1.7717	75	2.9528	16	0.6299
6010	50	1.9685	80	3.1496	16	0.6299
6011	55	2.1654	90	3.5433	18	0.7087
6012	60	2.3622	95	3.7402	18	0.7087
6013	65	2.5591	100	3.9370	18	0.7087
6014	70	2.7559	110	4.3307	20	0.7874
6015	75	2.9528	115	4.5276	20	0.7874



● SKF & KBC available
available in "2RS" & "ZZ"

● to convert inches to millimeters, multiply inches
by 25.4

● to convert millimeters to inches, divide
millimeters by 25.4

Bearing Number	I.D.		O.D.		Width	
	mm	inches	mm	inches	mm	inches
6200	10	0.394	30	1.181	9	0.354
6201	12	0.472	32	1.260	10	0.394
6202	15	0.591	35	1.378	11	0.433
6203	17	0.669	40	1.575	12	0.472
6204	20	0.787	47	1.850	14	0.551
6205	25	0.984	52	2.047	15	0.591
6206	30	1.181	62	2.441	16	0.630
6207	35	1.378	72	2.835	17	0.669
6208	40	1.575	80	3.150	18	0.709
6209	45	1.772	85	3.347	19	0.748
6210	50	1.969	90	3.543	20	0.787
6211	55	2.165	100	3.937	21	0.827
6212	60	2.362	110	4.331	22	0.866
6213	65	2.559	120	4.724	23	0.906
6214	70	2.760	125	4.921	24	0.945
6215	75	2.953	130	5.118	25	0.984
6216	80	3.150	140	5.512	26	1.024
6217	85	3.346	150	5.906	28	1.102
6218	90	3.543	160	6.299	30	1.181
6219	95	3.740	170	6.693	32	1.260
6220	100	3.937	180	7.087	34	1.339

Bearing Number	I.D.		O.D.		Width	
	m	m inches	m	m inches	m	m inches
634	4	0.1575	16	0.6299	5	0.1969
625	5	0.1969	16	0.6299	5	0.1969
626	6	0.2362	19	0.7480	6	0.2362
607	7	0.2756	19	0.7480	6	0.2362
627	7	0.2756	22	0.8661	7	0.2756
627-250		0.2500	22	0.8661	7	0.2756
608	8	0.3150	22	0.8661	7	0.2756
608-5/16		0.3125	22	0.8661	7	0.2756
628	8	0.3150	24	0.9449	8	0.3150
609	9	0.3543	24	0.9449	7	0.2756
629	9	0.3543	26	1.0236	8	0.3150
6201-500		0.5000	32	1.2598	10	0.3937
6201-13	13	0.5118	32	1.2598	10	0.3937
6202-500		0.500	35	1.3780	11	0.4331
6202-625		0.6250	35	1.3780	11	0.4331
6202-16	16	0.6299	35	1.3780	11	0.4331
6203-625		0.6250	40	1.5748	12	0.4724
6203-16	16	0.6299	40	1.5748	12	0.4724
6203-2RSNR	17	0.6693	40	1.5748	12	0.4724
6203-750		0.7500	40	1.5748	12	0.4724
6204-750		0.7500	47	1.8504	14	0.5512
6204-875		0.8750	47	1.8504	14	0.5512
6205-1		1.0000	52	2.0472	15	0.5906

Bearing Number	I.D.		O.D.		WIDTH	
	mm	inches	mm	inches	mm	inches
6300	10	0.3937	35	1.3780	11	0.4331
6301	12	0.4724	37	1.4567	12	0.4724
6302	15	0.5906	42	1.6535	13	0.5118
6303	17	0.6693	47	1.8504	14	0.5512
6304	20	0.7874	52	2.0472	15	0.5906
6305	25	0.9843	62	2.4409	17	0.6693
6306	30	1.1811	72	2.8346	19	0.7480
6307	35	1.3780	80	3.1496	21	0.8268
6308	40	1.5748	90	3.5433	23	0.9055
6309	45	1.7717	100	3.9370	25	0.9843
6310	50	1.9685	110	4.3307	27	1.0630
6311	55	2.1654	120	4.7244	29	1.1417
6312	60	2.3622	130	5.1181	31	1.2205
6313	65	2.5591	140	5.5118	33	1.2992
6314	70	2.7559	150	5.9055	35	1.3780
6315	75	2.9528	160	6.2992	37	1.4567
6316	80	3.150	170	6.693	39	1.535
6317	85	3.346	180	7.087	41	1.614
6318	90	3.543	190	7.480	43	1.693
6319	95	3.740	200	7.874	45	1.772
6320	100	3.937	215	8.465	47	1.850

Bearing Number	I.D.		O.D.		WIDTH	
	inches		inches		inches	
R2	0.125	0.375	0.156			
R3	0.188	0.500	0.196			
R4	0.250	0.625	0.196			
R4-A	0.250	0.750	0.281			
R6	0.375	0.875	0.281			
R8	0.500	1.125	0.313			
R10	0.625	1.375	0.344			
R12	0.750	1.625	0.438			
R14	0.875	1.875	0.500			
R16	1.000	2.000	0.500			
R18	1.125	2.125	0.500			
R20	1.250	2.250	0.500			

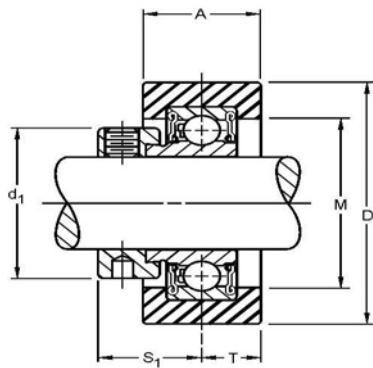
Bearings - Pillow Blocks

Part #	I.D.	Mounting Holes C.-C.
UCP202-10	5/8	95mm
UCP204-12	3/4	95mm
UCP205-15	15/16	105mm
UCP205-16	1	105mm
UCP206-19	1-3/16	121mm
UCP206-20	1-1/4	121mm
UCP207-20	1-1/4	127mm
UCP207-22	1-3/8	127mm
UCP207-23	1-7/16	127mm
UCP208-24	1-1/2	137mm

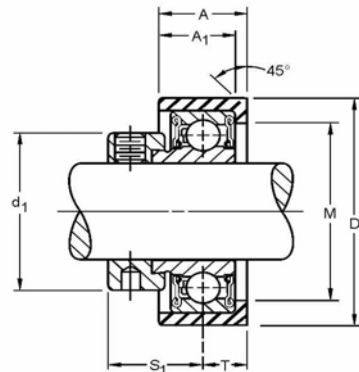


Common Pillow Blocks
Please Inquire About Other Sizes

HVAC Bearings



RCSM



RU1121


Part #	Inner Bore	D	A	A1	M	d1	S1	T
RCSM-8	1/2	2.5312	1.0000		1.3750	1.1250	0.8750	0.50
RCSM-10	5/8	2.5312	1.0000		1.5625	1.3125	0.9219	0.50
RCSM-12	3/4	2.5312	1.0000		1.7812	1.5000	0.9219	0.50
RCSM-16	1	2.5312	1.0000		1.8750	1.6562	0.7812	0.50
RU1121-12	3/4	1.8125	0.7187	0.6250	1.3750	1.1875	0.7344	0.39
RU1121-16	1	2.2500	0.8125	0.7125	1.7500	1.5000	0.9219	0.39

Bearings - Self-Aligning

2012

Dimensions = I.D. X O.D. x Length

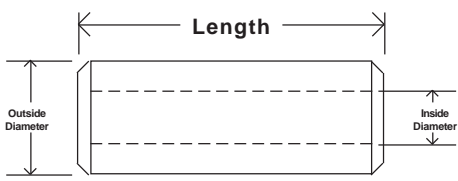
<p>FASCO</p>  <p>FA-34 5/16 x 11/16 x 1/2</p>	<p>FASCO</p>  <p>FA-38 3/8 x .65 x 5/8</p>	<p>FASCO</p>  <p>FA-35 1/2" x 7/8 x 11/16 FA-37 3/8" x 7/8" x 11/16</p>	<p>FRANKLIN (includes rivets, gasket & retainer)</p>  <p>FB-42 1/4 x 5/8 x .470 FB-43 5/16 x 5/8 x .470</p>
<p>FRANKLIN / CANMILL</p>  <p>FB-45 1/2" x .815 x .580</p>	<p>SA-17</p>  <p>5/16 x .615 x 7/16</p>	<p>WESTINGHOUSE</p>  <p>WEB-74 1/2" bearing</p>	<p>A.O. SMITH</p>  <p>UB-1069 17mm x 1-3/16 x 11/16</p>



Universal

Part #	Fig.	I.D.	O.D.	Length
UB-1067	B	1/4	5/8	15/32
UB-1068	B	5/16	5/8	15/32
SA-311	C	5/16	3/4	7/16
UB-1065	A	3/8	1	41/64
SA-312	D	3/8	3/4	7/16
UB-1066	A	1/2	1	41/64

Self - Lubricating Plain Sleeve Bearings



Part #	I.D.	O.D.	Length
SB-9010	1/4	5/16	1/2
SB-9020	1/4	3/8	1
SB-9030	3/8	1/2	1
SB-9040	1/2	5/8	1-1/2
SB-9050	1/2	11/16	1-1/2
SB-9070	5/8	3/4	1-1/2

Part #	I.D.	O.D.	Length	Finish	Motor Manufacturer	Material
MB-62	1/2	.622	19/32	not reamed	Marathon	babbit / steel
MB-60	1/2	.622	13/16	not reamed	Marathon	bronze / steel
CB-560	1/2	5/8	9/16	not reamed	Century	babbit / steel
GB-425	1/2	5/8	5/8	not reamed	GE	babbit / steel
GB-426	1/2	5/8	5/8	reamed	GE	babbit / steel
GB-427	1/2	5/8	13/16	not reamed	GE	babbit / steel
GB-428	1/2	5/8	13/16	reamed	GE	babbit / steel
BGB-704	.530	.657	13/16	not reamed	B & G	bronze / steel
BGB-706	.605	.754	1	not reamed	B & G	bronze / steel
SSB-51	.610	.754	3/4	not reamed	A.O. Smith	bronze / steel
GB-429	5/8	3/4	13/16	not reamed	GE	babbit / steel
GB-430	5/8	3/4	13/16	reamed	GE	babbit / steel
MB-64	.650	.790	5/8	not reamed	Marathon	babbit / steel
WEB-75	.650	.800	7/8	not reamed	Westinghouse	bronze / steel
EM-32	.656	.781	1		Robbins & Myers	
CB-562	.656	.800	13/16	not reamed	Century	babbit / steel
CB-561	3/4	7/8	1	not reamed	Century	babbit / steel



Ball Bearing Drivers



Install ball bearings faster & easier without damaging seals or flanges. These drivers are treated, hardened & knurled. They are cadmium plated for rust protection. They can be used with an arbor press or mallet.

Part #	Bearing
TBI-20	6200 - 6300
TBI-21	6201 - 6301
TBI-22	6202 - 6302
TBI-23	6203 - 6303
TBI-24	6204 - 6304
TBI-25	6205 - 6305
TBI-26	6206 - 6306
TBI-27	6207 - 6307
TBI-28	6208 - 6308
TBI-29	6209 - 6309



Wavy Washers

Part #	Bearing Size
WW-608	608
WW-6200	6200
WW-6202	6202
WW-6203	6203
WW-6204	6204 / 6303
WW-6205	6205 / 6304
WW-6206	6206 / 6305
WW-6207	6207 / 6306
WW-6208	6208 / 6307
WW-6209	6209
WW-6210	6210 / 6308
WW-6211	6211 / 6309
WW-6212	6212 / 6310
WW-6213	6213 / 6311
WW-6215	6215 / 6312
WW-6216	6216 / 6313
WW-6217	6217 / 6314
WW-6218	6218 / 6315
WW-6219	6219 / 6316
WW-6220	6220 / 6317
WW-6221	6221 / 6318



Shaft Slingers

Part #	I.D.
WS-7	1/2
WS-8	5/8
WS-9	3/4
WS-25	7/8
WS-10	15/16
WS-26	1
WS-11	1-1/8
WS-21	1-1/4
WS-12	1-5/16
WS-22	1-1/2
WS-14	1-11/16
WS-15	1-3/4
WS-16	1-7/8
WS-17	2-1/16
WS-37	2-1/8
WS-38	2-3/8
WS-18	2-1/2
WS-19	2-7/8
WS-20	3-3/8



**Bearing Spacers
1/16 Thick**

PART #	BRG. SIZE
SH-6203	6203
SH-6203X	6203
SH-6204	6204
SH-6205	6205
SH-6206	6206
SH-6207	6207

*SH-6203 = .015" THICK



Tolerance Rings

Part #	Bearing Used On	Recommended Housing Bore (inches)
TR-608	608	.9440 / .9420
TR-6203	6203	1.653 / 1.651
TR-6204	6204 / 6303	1.928 / 1.924
TR-6205	6205 / 6304	2.145 / 2.143
TR-6206	6206 / 6305	2.538 / 2.536
TR-6207	6207	2.9129 / 2.9119
TR-6208	6208	3.2279 / 3.2269
TR-6209	6209	3.4248 / 3.4238
TR-6210	6210	3.6216 / 3.6206

* OTHER SIZES AVAILABLE



Shaft Adapters

SA-14516	1/4" x 5/16"
SA-51612	5/16" x 1/2"
SA-51638	5/16" x 3/8"
SA-3812	3/8" x 1/2"
GA-436	1/2" X 5/8"
GA-435	5/8" X 3/4"



**Fibre Washers
(100/PKG)**

FW-20	1/4" X 3/8"
FW-21	5/16" X 7/16"
FW-3	1/2" X 3/4"
FW-26	5/8" X 7/8"
FW-4	21/32" X 27/32"
FW-27	11/16" x 15/16"
FW-28	15/16" X 1-1/4"
FW-29	9/16" X 13/16"

Rubber Bearing Insert

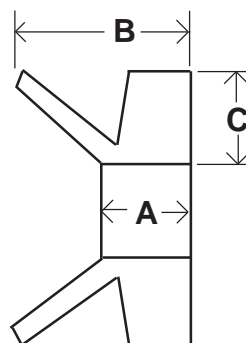
FI-46 for 608 bearing



Finger Washers

SW-608	for 608
SW-6200	for 6200
SW-6201	for 6201
SW-6202	for 6202
SW-6203	for 6203





Part #	Shaft Diameter mm	"A" mm	"B" mm	"C" mm
VR-010	9.5 - 11.5	3.4	5.5	3
VR-012	11.5 - 12.5	3.4	5.5	3
VR-014	13.5 - 15.5	3.4	5.5	3
VR-016	15.5 - 17.5	3.4	5.5	3
VR-018	17.5 - 19	3.4	5.5	3
VR-020	19 - 21	4.7	7.5	4
VR-022	21 - 24	4.7	7.5	4
VR-025	24 - 27	4.7	7.5	4
VR-028	27 - 29	4.7	7.5	4
VR-030	29 - 31	4.7	7.5	4
VR-032	31 - 33	4.7	7.5	4
VR-035	33 - 36	4.7	7.5	4
VR-038	36 - 38	4.7	7.5	4
VR-040	38 - 43	5.5	9.0	5
VR-045	43 - 48	5.5	9.0	5
VR-050	48 - 53	5.5	9.0	5
VR-055	53 - 58	5.5	9.0	5
VR-060	58 - 63	5.5	9.0	5
VR-065	63 - 68	5.5	9.0	5
VR-070	68 - 73	6.8	11.0	6
VR-075	73 - 78	6.8	11.0	6
VR-080	78 - 83	6.8	11.0	6
VR-085	83 - 88	6.8	11.0	6
VR-090	88 - 93	6.8	11.0	6
VR-095	93 - 98	6.8	11.0	6
VR-100	98 - 105	6.8	11.0	6

Bearings - Misc

2012

A-284



1 lb. Permatwix

150-WOC



Motowick 1/2 lb.

Bronze Shaft Sleeve (S.A. Armstrong)



Part #	I.D.	O.D.	Length
SB-1125	1	1-1/4	2-1/4
SB-185024	1	1-1/4	2.36
SB-69003	1-3/8	1-5/8	2-3/8
SB-69021	1-3/8	1-5/8	3-1/2
425869-023	1-3/8	1-3/4	3-1/2

**for more sleeves see PUMP SLEEVES

Variable Light Duty Pulley Fixed Bore, Grey Cast Iron For Use On 3L, 4L, & 5L Belts



Part #	I.D.	O.D.	Length
PV-255	1/2	2.50	1-9/16
PV-305	1/2	3.15	1-11/16
PV-375	1/2	3.75	1-11/16
PV-405	1/2	4.15	1-11/16
PV-306	5/8	3.15	1-11/16
PV-376	5/8	3.75	1-11/16
PV-406	5/8	4.15	1-11/16
PV-307	3/4	3.15	1-11/16
PV-378	7/8	3.75	1-11/16
PV-408	7/8	4.15	1-11/16
PV-47X7/8	7/8	4.75	1-11/16
PV-47X1-1/8	1-1/8	4.75	1-11/16

Repair Sleeves (Cast Iron) For Endbells



Part #	Bearing	Length
E-0200	6202	20mm
E-0300	6203	20mm
E-0403	6204 / 6303	21mm
E-0504	6205 / 6304	22mm
E-0605	6206 / 6305	30mm
E-0706	6207 / 6306	25mm
E-0807	6208 / 6307	26mm
E-0900	6209	30mm
E-1008	6210 / 6308	29mm
E-1109	6211 / 6309	31mm
E-1210	6212 / 6310	33mm
E-1311	6213 / 6311	37mm
E-1400	6214	32mm
E-1512	6215 / 6312	39mm
E-1613	6216 / 6313	41mm
E-1714	6217 / 6314	43mm
E-1815	6218 / 6315	40mm
E-1916	6219 / 6316	47mm
E-2219	6222 / 6319	51mm

BOSM1-17



1725 rpm centrifugal mechanism
backplate : . 610 x 1-3/4
spool : 7/8 x 2"

BNE300



brush spring, 3/8 wide x 7/8 long

BOC-10 total height : 11mm
for type 32A / 42A
BOC-11 total height : 8.5mm
for type 33A



plastic brush cap, thread O.D. : 30MM

BOB-1



graphite, 1/4 x 3/8 x 1" long
1/4" quick connect

BOB-2




graphite, 1/4 x 3/8 x 5/8 long

BOB-5 1/8 x 1/4 x 5/8 long
BOB-3 3/16 x 1/4 x 3/4 long
BOB-4 7/32 x 3/8 x 1" long




graphite brush

BRS-4




1 set of contacts
mounting holes : 2-7/8 C.-C.
1 quick connect, 6 bolts

BRS-7



2 sets of contacts (1 open, 1 closed)
mounting holes : 2-7/8 C.-C.
1 quick connect, 6 bolts

BRS-5



1 set of contacts
mounting holes : 4-3/16 C.-C.
1 quick connect, 5 bolts

BRS-6



2 sets of contacts (1 open, 1 closed)
mounting holes : 4-3/16 C.-C.
8 quick connects, 5 bolts

BRS-3



1 set of contacts

Plastic Cooling Fans

Part #	I.D.	O.D.	# Of Fins	RPM	Type	Frame
BRF-20	5/8	6-1/4	10	ALL	B	Doncaster
BRF-225	5/8	6-3/4	7	ALL	A	
BRF-23	5/8	7-3/4	7	ALL	A	L 182/4T
BRF-25	5/8	9	7	ALL	A	L 213/5T
BRF-27	1-1/4	11-1/4	7	1725	A	L 254/6T




TYPE A
pin style



TYPE B
press fit

Part #	Thick.	Width	Length	Spring Length	Spring Diameter	Cap Diameter
* 1410	3/16	3/16	3/8	13/16	3/16	1/4
1539	3/16	3/16	7/16	1-1/8	3/16	1/4
1513	3/16	7/32	7/16	1	.175	1/4
1527	3/16	1/4	7/16	13/16	.210	.210
1505	3/16	1/4	1/2	5/8	3/16	1/4
V-31	3/16	1/4	13/16	1-3/8	.220	1/4
* BBO-004	.196	.310	5/8	5/8	.210	.240
BMW-100	7/32	.275	9/16	1	.260	.260
1550	7/32	9/32	5/8	1-1/2	1/4	1/4
1518	7/32	5/16	11/16	1-1/4	1/4	9/32
BBD-209	7/32	1/2	7/8	1-3/4	3/8	3/8
BRY-062	.235	.252	3/8	5/8	.210	.260
BPC-842	1/4	1/4	3/8	3/4	.175	.310
1603	1/4	1/4	9/16	7/8	1/4	1/4
* BPC-173	1/4	1/4	9/16	1	.220	.280
* BP5066BP01	1/4	1/4	5/8	7/8	.220	5/16
* BR-1090	1/4	1/4	5/8	7/8	.220	5/16
1521	1/4	1/4	11/16	1-1/2	1/4	1/4
* BP5021V01	1/4	1/4	7/8	1-1/4	.240	.365
* 1525	1/4	5/16	9/16	1-1/8	1/4	7/16
1507	1/4	5/16	5/8	1-1/8	1/4	1/4
1615	1/4	5/16	5/8	1-3/16	1/4	7/16
BBD-122	1/4	5/16	5/8	1-3/8	.220	.230
T-51	1/4	5/16	5/8	1-1/2	.235	.245
1602	1/4	3/8	9/16	1	1/4	5/16
BBD-535	1/4	3/8	9/16	1-1/8	1/4	5/16
BMW-170	1/4	3/8	9/16	1-1/8	.275	.330
BBD-123	1/4	3/8	5/8	1-3/8	.300	.300
BPC-838	1/4	3/8	3/4	1-3/8	.290	.420
* G-162	1/4	3/8	3/4	2	.275	5/16
BHT-010	1/4	7/16	5/8	1-1/4	.290	.310
BMW-260	1/4	7/16	3/4	1-3/8	5/16	5/16


* = graphite



Brushes

2012

Part #	Thick.	Width	Length	Spring Length	Spring Diameter	Cap Diameter
1543	1/4	1/2	3/4	1-1/2	3/8	3/8
BSK-845	1/4	1/2	3/4	2-1/4	.300	.300
BMW-055	1/4	9/16	3/4	1-1/4	.360	.330
1609	1/4	5/8	3/4	2	7/16	15/32
1302	1/4	3/4	7/8	2-1/8	1/2	9/16
B-424	.306	.460	1	1-1/2	.420	.430
B-120	5/16	5/16	7/8	1-1/4	.300	.400
1306	5/16	15/32	1	1-7/8	11/32	3/8
B-162	5/16	15/32	1	1-5/8	.435	.420
*L-92	5/16	1/2	3/4	2-1/4	.350	.435
1308	5/16	5/8	7/8	1-3/4	7/16	9/16



* = graphite

Part #	Thick.	Width	Length	Spring Length	Spring Diameter	Cap Diameter
* BP5060BD02	1/8	3/16	5/8	7/8	.150	.240
+* BP5118AK01	1/8	1/4	.470	7/8	.165	.310
GEB-3035	1/8	1/4	9/16	1-1/4	.165	.315
BP5049AP01	.172	.554	1	1-1/4	.315	.500
* BMA-14	5mm	8mm	3/8	5/8	.230	.350
* BMA-50	5mm	8mm	7/16	3/4	.230	.350
* BRY-078	6mm	9mm	9/16	7/8	.250	.395
* BMA-124	6mm	10mm	9/16	1	.310	.430
* B-108	.240	3/4	1	2	.500	.820
* BRY-069	.245	.520	11/16	1	.350	.550
BP5048AP01	1/4	3/8	1/2	5/8	1/4	7/16
* 2-1885	1/4	3/8	1/2	5/8	1/4	7/16
BP5046AP01	1/4	3/8	1/2	1-1/8	.270	.445
BMW-390	1/4	3/8	9/16	3/4	.270	.400
1506	1/4	3/8	5/8	1-3/8	.310	7/16
* BBR-1088	1/4	3/8	5/8	7/8	.260	.465
BP5052BP01	1/4	3/8	5/8	1	.275	7/16
2-1820	1/4	3/8	5/8	1-1/8	.275	7/16
BSK-773	1/4	3/8	5/8	1	.290	.500
V-36	1/4	3/8	7/8	2-1/8	5/16	1/2
BMW-450	1/4	7/16	1/2	3/4	.320	.500
1611	1/4	7/16	5/8	1-5/16	3/8	1/2
* BPC-76	1/4	7/16	3/4	1-1/8	.310	.510
1614	1/4	1/2	11/16	1-5/16	3/8	1/2
* BPC-266	1/4	1/2	3/4	1-1/8	.330	.560
BBD-978	1/4	1/2	3/4	1-1/4	.360	.560
1601	1/4	1/2	3/4	1-9/16	5/16	3/8
203339-01	1/4	1/2	1	1-1/2	7/16	.53
* BRY-069	1/4	.520	11/16	1-1/8	.350	.550
@ BBO-038	1/4	.550	5/8	1	.410	.710



**Eared
Brush**

+ = copper
* = graphite
@ = split

Part #	Thick.	Width	Length	Spring Length	Spring Diameter	Cap Diameter
BMW-550	1/4	9/16	11/16	1-1/4	.360	.560
@ BMW-730	1/4	9/16	3/4	1-1/4	.360	.560
221101-03	1/4	5/8	5/8	1-3/8	.450	3/4
B-127	1/4	5/8	.670	1	.420	.525
R-292	1/4	5/8	1	2-1/8	1/2	.530
@ B-110	1/4	.650	1	1-7/8	.410	.530
AE-2	1/4	3/4	1-1/8	2-1/4	.490	.820
* BMA-154	.255	.530	5/8	1	.310	.560
BRY-068	.255	.625	5/8	1-1/8	.360	.620
BSK-104	.270	.660	5/8	1	.350	.620
* BMA-200	.275	.705	5/8	1	.380	.710
@ BMW-330	9/32	13/32	5/8	1-1/2	.320	.460
LB-6	5/16	5/16	9/16	11/16	.225	.430
BBR-1873	5/16	7/16	5/8	7/8	.315	.500
* BBR-1087	5/16	7/16	5/8	1	.365	.500
* BP5000H03	5/16	7/16	13/16	1-1/4	5/16	.500
106	5/16	1/2	7/8	1-5/8	3/8	.500
@ B-163	5/16	9/16	.590	1-5/8	.360	.590
BP5000BK08	5/16	5/8	15/16	1-1/2	.410	.750
* BP5000AW14	5/16	5/8	15/16	1-3/8	.440	.750
216156-01	5/16	5/8	1	1-7/8	.460	.530
A-55	11/32	3/4	7/8	1-13/16	5/8	13/16
* BSK-034	.350	5/8	3/4	1-1/4	.430	.810
@ BBD-219	3/8	1/2	7/8	1-3/8	.390	.600
@ T219	3/8	1/2	15/16	1-1/8	.410	.560
* 221102-02	3/8	3/4	3/4	1-1/8	1/2	.750
* BP5000T15	3/8	3/4	1	1-5/8	1/2	.750
BPC-25	.390	.485	3/4	7/8	.380	.670
* 419904-30A	10MM	16MM	1-1/8	1-1/2	.485	.750

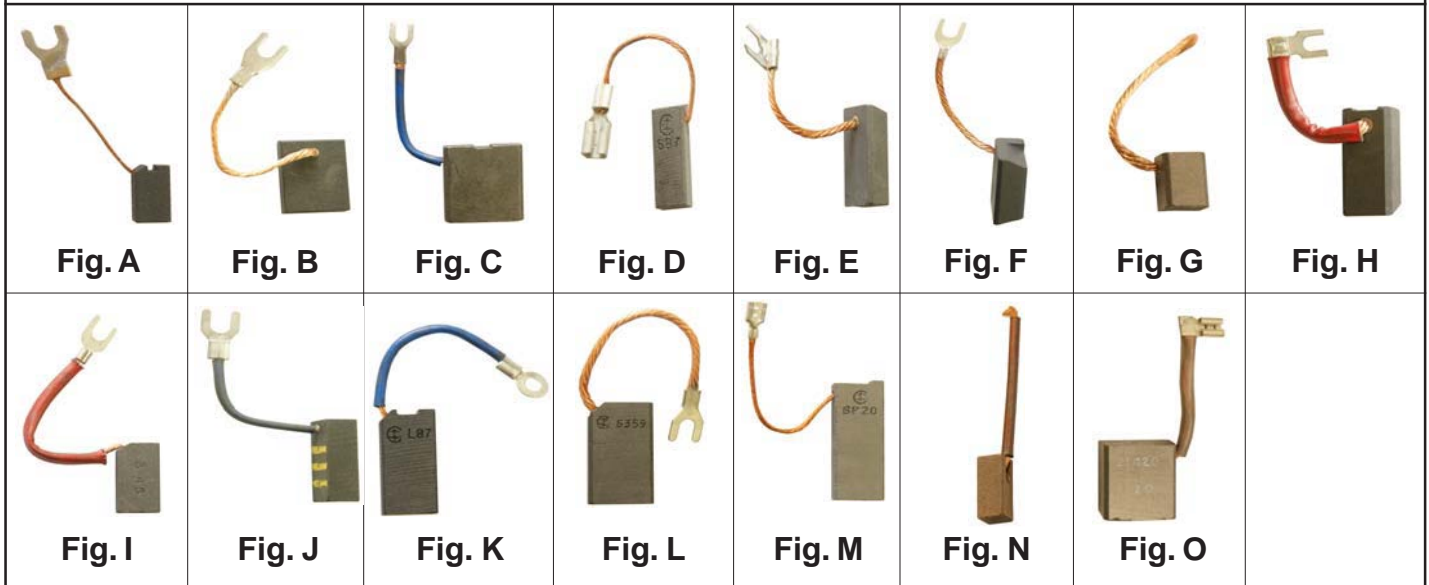
* = graphite
@ = split



**Eared
Brush**

Brushes - Side Shunts

2012



Part #	Fig.	Thick.	Width	Length	Shunt Length	Comments
1504	A	3/16	3/16	1/2	1-7/8	ring terminal
BAB-232	B	3/16	3/4	1	2-7/8	Baldor
BBO-023	B	5MM	8MM	5/8	1-3/8	1/8" quick connect, Bosch
411683-30A	J	8MM	12MM	1-1/8	2-1/4	Reliance
1560	A	1/4	1/4	5/8	1-5/8	
1171	G	1/4	1/4	1/2	2	high copper content
13-H	N	1/4	1/4	5/8	1-5/8	high copper content
* BOB-1	D	1/4	3/8	1	1-7/8	Bodine, 1/4" quick connect
BAB-230	B	1/4	1/2	7/8	3-1/8	Baldor
* B-114	M	1/4	.550	1-5/8	2-5/8	3/16" quick connect, Sears shop vacuum
L-85	K	1/4	5/8	1	2-3/4	shunt not insulated, Leland
B-115	G	9/32	9/32	1/2	1-3/4	high copper content
YP00542	O	.291	.871	1-1/8	2-1/8	graphite, top & bottom bevelled, 1/4" quick connect
1172	G	5/16	5/16	1/2	1-1/4	high copper content
B-161	I	5/16	1/2	7/8	3	carbon / graphite, Ohio
L-87	K	5/16	5/8	1-1/4	3	Leland
BP5070A01	B	5/16	3/4	1-1/4	2	Baldor
BAB-231	B	5/16	7/8	1-1/8	3-1/2	Baldor
BAB-14	B	5/16	1-1/4	1-3/8	3-1/4	Baldor
*GEB-3000	E	3/8	5/8	1-1/8	1-7/8	General Electric
B-132	K	3/8	13/16	1-1/8	1-3/4	Imperial 36& 48 volt, carbon / graphite
GEB-3025	F	3/8	1	1-1/8	2-1/2	General Electric, top slot
* LB-1	C	3/8	1-1/4	1-1/4	2	Leeson .075" shunt diameter 1/4" slot 90VDC
* LB-12	C	3/8	1-1/4	1-1/4	2	Leeson .075" shunt diameter 1/4" slot 180VDC
* LB-15	C	3/8	1-1/4	1-1/4	2	Leeson .125" shunt diameter 3/8" slot 12 & 24VDC
BP5258A01	B	7/16	3/4	1-1/4	2	Baldor
GEB-3005	H	1/2	5/8	1-7/16	2-7/16	General Electric
G-359	L	1/2	1	1-3/4	5	General Electric

* = graphite

shunt length includes terminal

Part #	Thick.	Width	Length	Spring Length	Spring Diameter	Cap Diameter	Ref
B-164	.185	3/4	1-1/8	1-3/4	.475	.460	pipe threaders
1558	1/4	7/16	3/4	1-7/8	3/8	3/8	
* GEB-3055	1/4	3/8	7/8	2-1/4	.335	.465	General Electric
1612	1/4	1/2	3/4	1-3/8	3/8	19/32	GE lawnmower
* GEB-3030	1/4	1/2	7/8	2-1/4	3/8	11/16	General Electric
GEB-3090	5/16	3/8	3/4	2	.350	.460	General Electric
* GEB-3010	1/2	1/2	7/8	2-1/2	1/2	5/8	General Electric
GEB-3105	3/8	5/8	7/8	2-1/4	1/2	.690	General Electric



eyelet

*graphite

Part #	Thick.	Width	Length	Spring Length	Spring Diameter	Cap Diameter	Ref
L-74	3/16	9/16	13/16	1-1/2	3/8	9/16	Leland
* L-75	3/8	17/32	13/16	1-1/2	7/16	9/16	Leland



bell cap

*graphite

Part #	Thick.	Width	Length	Spring Length	Spring Diameter	Cap Diameter	Ref
BBD-368	1/4	1/2	3/4	1-1/2	.300	3/8 & 9/16	



Part #	Thick.	Width	Length	Spring Length	Spring Diameter	Cap Diameter	Ref
G-253	1/4		11/16	1-1/4	1/4	1/4	General Electric
G-159	.308		3/4	1-1/4	5/16	5/16	General Electric



round carbon

Part #	Thick.	Width	Length	Spring Length	Spring Diameter	Cap Diameter	Ref
1511	3/16	1/4	7/16	1-1/4	7/32		
1607	3/16	3/16	1/2	1-1/8	3/16		
1610	3/16	1/4	1/2	1-1/8	3/16		
* BOB-3	3/16	1/4	3/4	1-3/16	.16		Bodine
* BOB-4	7/32	3/8	1	1-9/16	3/8		Bodine
1605	1/4	1/4	7/16	1-1/4	1/4		



no shunt

*graphite

Clarke Floor Sander



3/16 x 29/32 x 7/8
B-103 grahite
T-167 carbon



B-102
 3/16 x 29/32 x 1



T-165
 5/16 x 3/4 x 1 long
 top groove : 3/16 wide x 1/4

RIGID PIPE THREADER



A-55
 11/32" X 3/4" X 7/8"
 spring length : 1-13/16"
 cap diameter : 13/16"

CARBON ONLY



BSK-171 1/4" X 1/4" X 1/2" (graphite)
BSK-365 1/4" X 3/8" X 5/8"
BSK-173 1/4" X 7/16" X 5/8"

LELAND



BMW-275 1/4 x 5/16 x 9/16
L-68 1/4 x 5/8 x 1-1/8
L-67 5/16 x 13/16 x 1

L-66

Leland, 3/16 x 1/2 x 11/16



M-630

Master, 3/16 x 1/2 x 7/8

M-225

Master, 1/4 x 5/8 x 1-3/8

W-181

Wagner - Tapered
 1/8 & 7/32 x 9/16 x 3/4

W-182

Wagner - Tapered
 1/8 & 7/32 x 3/4 x 3/4

W-501


Wagner - Tapered
 3/32 & 9/32 x 1-1/4 x 1-1/4

Nordic Hose Reel Brush



B-100
 graphite, 3/8 x .400 x 3/4





Part #	Fig.	Thick.	Width	Length	Shunt Length **	Reference	Insulated Shunt	Power Pad	Graphite	Split	Top Bevel	Bottom Bevel	Terminal
B-160	3	3/16	5/8	1	3	Imperial	X						slot
B-219	2	3/16	3/4	1	2-1/4				X				slot
B-102	3	3/16	29/32	1	2-3/4	Clarke Floor Sander	X						slot
B-129	4	3/16	.920	1	1-3/4	Clarke Super 7 Edger							1/4" quick connect
L-84	6	3/16	1-3/8	1	2	Leland	X		X				.210" ring
BBO-019	1	5mm	8mm	11/16	1-1/2	Bosch			X				1/8" quick connect
BP5011T01	1	7/32	5/8	15/16	1-1/8	Baldor			X		X		3/16" quick connect
BSK-340	5	1/4	1/4	11/16	1-1/8	Skil			X				1/8" flag quick connect
BMW-710	2	1/4	5/16	9/16	1-1/8	Milwaukee							3/16" flag quick connect
B-128	3	1/4	1/2	7/8	1-1/4	Rigid 600			X				slot
1170	1	1/4	1/2	1	2-3/4								slot
L-85	2	1/4	5/8	1	2-3/4	Leland							.190" ring
G-275	1	1/4	3/4	1-1/4	3-1/4	General Electric					X	X	slot
YP00417	8	1/4	3/4	1-1/4	3-1/4	Pacific Scientific		red top	X				slot
L-93	6	1/4	1-3/8	1	3	Leland	X				X	X	.215" ring
BSK-537	3	9/32	5/8	15/16	1-1/2	Skil							.190" ring
B-105	3	.290	7/8	1-1/8	1-1/2	YP00356			X				3/16" 90 degree quick connect
YP00373	9	.290	7/8	7/8	1-3/8	Pacific Scientific	X		X				3/16" 90 degree quick connect
B-107	4	.290	7/8	15/16	1-5/8	YP00357	X		X				.275" I.D. slot
YP00351	9	.290	7/8	7/8	1-5/8	Pacific Scientific	X		X				slot
BPC-873	1	5/16	1/2	1	2	Porter Cable							.150" ring terminal
BP5004A01	7	5/16	5/8	1-1/4	3-5/8	Baldor	X	metal			X		slot
BP5004C01	7	5/16	5/8	1-1/4	3-5/8	Baldor	X	metal	X		X		slot
L-87	2	5/16	5/8	1-1/4	3	Leland	X						.190" ring

** shunt length includes terminal



Fig. 1



Fig. 2



Fig. 3



Fig. 4



Fig. 5



Fig. 6



Fig. 7



Fig. 8



Fig. 9




Fig. 10



Fig. 11


Part #	Fig.	Thick.	Width	Length	Shunt Length **	Reference	Insulated Shunt	Power Pad	Graphite	Split	Top Bevel	Bottom Bevel	Terminal
BP5002A02	5	5/16	3/4	1-1/4	4	Baldor	X	metal			X		slot
BP5002C02	5	5/16	3/4	1-1/4	4	Baldor	X	metal	X		X		slot
YP00501	7	5/16	7/8	1-1/4	2-1/4	Pacific Scientific	X	red top		X			slot
YP00493	8	5/16	7/8	1-1/4	2-1/8	Pacific Scientific			X			X	1/4" 90 degree quick connect
LB-5	7	5/16	7/8	1-1/4	2	Leeson			X				90 degree slot
B-106	8	5/16	1-1/4	1-1/2	3-1/4	Pacific Scientific			X				slot
BP5002A03	5	5/16	7/8	1-1/4	3-7/8	Baldor	X	metal			X		slot
BP5002C03	5	5/16	7/8	1-1/4	3-7/8	Baldor	X	Metal	X		X		slot
B-113	7	5/16	1-1/4	1-1/4	3-1/4	YP00435		red top	X				90 degree slot
B-111	1	21/64	7/16	1	2-1/4	G.S. Motors			X				3/16" quick connect
411683-22A	11	9MM	24MM	1-3/16	2-3/8	Reliance	X						slot
418053-01A	3	3/8	3/4	1	2-1/4	Reliance	X				X		slot
L-65	2	3/8	3/4	1-1/8	2-3/4	Leland							ring
221081-04	9	3/8	3/4	1-1/8	2-1/2	Indiana General	X				X	X	slot
13-377594	6	3/8	3/4	1-1/8	4-1/4		X	red top		X			slot
10-377522	3	3/8	3/4	1-1/4	2-1/2						X	X	slot
404844-AU	6	3/8	3/4	1-1/2	3-3/4	Reliance	X	red top		X	X	X	slot
LB-3	10	3/8	.780	13/16	2-7/8	Leeson	X		X				1/4" quick connect
B-132	11	3/8	13/16	1-1/8	1-3/4	Imperial 36 & 48V	X						slot
56-378161	7	3/8	13/16	13/16	3-1/4		X		X				.210" ring
BP5125A01	4	3/8	7/8	1-1/2	2-7/8	Baldor	X					X	slot
BP5001C01	4	3/8	7/8	1-1/2	2-7/8	Baldor	X		X			X	slot
BP5002A01	5	3/8	7/8	1-1/4	3-7/8	Baldor	X	metal			X		slot
BP5002E01	5	3/8	7/8	1-1/4	3-7/8	Baldor	X	metal	X		X		slot
G-358	2	3/8	7/8	1-3/8	3-3/8	General Electric							ring

** shunt length includes terminal



Part #	Fig.	Thick.	Width	Length	Shunt Length **	Reference	Insulated Shunt	Power Pad	Graphite	Split	Top Bevel	Bottom Bevel	Terminal
210782-01	1	3/8	1	1-1/8	2-3/4	Magnetek	X				X		slot
BP18044-4	6	3/8	1	1-1/4	2-1/2	Baldor					X	X	slot
GEB-3050	1	3/8	1	1-1/4	3	General Electric					X	X	slot
419904-1BX	1	3/8	1	1-1/4	3-3/4	Reliance	X						slot
221081-10	1	3/8	1	1-1/2	2-1/2	Indiana General	X		X		X	X	slot
404844-AT	4	3/8	1-1/4	1-1/2	3-3/4	Reliance	X	red top		X	X	X	slot
B-119	4	3/8	1-1/4	1-5/8	3-7/8		X	red top	X	X	X	X	slot
L-90	1	3/8	1-3/8	1-1/8	2-1/2	Leland	X				X	X	.210" ring
411683-18A	2	10MM	16MM	1-1/4	2	Reliance	X						slot
411683-18C	2	10MM	16MM	1-1/4	2	Reliance	X		X				slot
419904-50A	9	10mm	20mm	1	2-1/4	Reliance					X		slot
419904-51AB	9	10mm	20mm	1-1/4	3-3/4	Reliance	X	red top		X			slot
419904-51AD	4	10mm	25mm	1-1/4	4	Reliance	X	red top		X			slot
BP5002A04	3	7/16	3/4	1-1/4	3-7/8	Baldor	X	metal			X		slot
BP5002E04	3	7/16	3/4	1-1/4	3-7/8	Baldor	X	metal	X		X		slot
3141BT	8	7/16	7/8	1-7/8	3-1/4	Reliance					X	X	slot
BP5031A01	7	7/16	1-1/4	1-3/8	2-7/8	Baldor	X						90 degree slot
BP5027A01	7	7/16	1.850	1-3/8	2-7/8	Baldor	X						90 degree slot
411904-51AF	2	.485	1.255	1-1/4	3-3/4	Reliance	X	red top		X			slot
G-359	5	1/2	1	1-3/4	5	General Electric							slot
B-122	10	1/2	1-1/4	1-3/8	4		X	red top		X	X	X	slot
3141-WN	2	1/2	1-5/8	2-1/4	5-1/4	Reliance		red top		X	X	X	slot


**shunt length includes terminal



Part #	Fig.	Thick.	Width	Length	Shunt Length **	Reference	Insulated Shunt	Power Pad	Graphite	Split	Top Bevel	Bottom Bevel	Terminal
GEB-3040	1	5/8	1/2	2	2-1/2	General Electric		metal	X	X	X	X	slot
GEB-3020	1	5/8	7/8	1-1/2	2-1/2	General Electric		metal		X	X		slot
GEB-3120	2	5/8	1-1/4	2-1/8	4	General Electric		metal		X	X	X	slot
BP36024-3	2	5/8	1-1/4	2	4	Baldor		metal		X	X	X	slot
419904-52AF	3	5/8	1-1/4	1-9/16	4-3/8	Reliance		red top		X			slot
B153921	2	5/8	1-1/4	1-7/8	4-3/4	U.S. Motors		red top		X	X	X	slot
419904-4AV	3	5/8	1-5/8	1-9/16	4-1/2	Reliance	X						slot
419904-52AB	3	5/8	1-9/16	1-9/16	4-5/16	Reliance	X	red top		X			slot
B153902	4	3/4	7/8	1-9/16	3-1/2	Emerson / U.S.	X	red top		X	X	X	slot
GEB-3060	4	3/4	1-1/4	1-3/4	4	General Electric		red top		X	X	X	slot
GEB-3085	4	3/4	1-1/4	2	3-3/4	General Electric		metal		X	X	X	slot
BP40019-3	3	3/4	1-1/2	2-3/4	4-1/4	Baldor		metal		X	X	X	slot
GEB-3125	3	3/4	1-1/2	2-3/4	4-3/4	General Electric		metal		X	X	X	slot
BP50034-2	3	7/8	1-1/2	2-7/8	4-1/2	Baldor		metal		X	X	X	slot
GEB-3080	3	7/8	1-1/2	3	5-1/2	General Electric		red top		X	X	X	slot
B153682	3	7/8	1-1/2	3-1/8	5-3/4	Emerson / U.S.		red top		X	X	X	slot
3141-WL	3	7/8	1-5/8	2-5/8	5-1/2	Reliance		red top		X	X	X	slot
GEB-3015	4	1	1-1/4	2-1/2	4-1/2	General Electric		red top		X			slot

**shunt length includes terminal


Black & Decker



Part #	Fig.	Thick.	Width	Length	Spring Length	Spring Dia.	Cap Dia.	Ref #
* BBD-371	7	6mm	7mm	1/2				445861-03
BMW-100	1	7/32	.275	5/8	1	.260	.260	26201
BBD-209	1	7/32	7/8	7/8	1-7/8	.370	.360	6053
BBD-122	1	1/4	5/16	5/8	1-3/8	.238	.250	7506, 19890
BBD-743	6	1/4	3/8	5/8	7/8	.210	.535	131743-00
* BBD-535	1	1/4	3/8	5/8	1	.210	.305	50945-00, 32876
* BBD-814	5	1/4	3/8	5/8	7/8	.330	.455	400813-00, 400814-00
BBD-123	1	1/4	3/8	3/4	1-5/8	.295	.310	6585
* BBD-3232	2	1/4	1/2	3/4	1	.370	.655	145323-00
* BBD-978	3	1/4	1/2	3/4	1-1/4	.365	.554	449978-00
BBD-368	4	1/4	1/2	3/4	1-3/4	.320	.550 & .393	49734-00
BBD-472	5	.252	.293	1/2	5/8	.210	.365	761472-00
BSK-773	3	.252	.393	3/4	1	.290	.493	66317-00
BBD-374	2	.276	.410	1/2	1	.330	.665	450374-00, 450374-02
@BBD-219	3	3/8	1/2	7/8	1-1/4	.425	.605	131602-00

* = Graphite
 @ = Split

Bosch



Part #	Fig.	Thick. m m	Width m m	Length	Spring Length	Spring Dia.	Cap Dia.	Ref #
BBO-023	4	5	8	5/8				2-604-320-908, 910
BBO-004	1	5	8	5/8	5/8	.230	.240	1-607-014-117
BBO-501	2	6.25	9.25	5/8	7/8	.320	.435	3-607-014-501
BBO-008	7	6.25	12.5	3/4				1-617-014-110
@BBO-038	2	6.25	14	5/8	1	.420	.710	3-607-014-507
* BBO-025	5	6.25	16	7/8				1-607-014-130
BBO-002	6	6.25	16	7/8	1-1/4			1-617-014-113
BBO-019	3	5	8	3/4				1-607-014-128

* = Graphite
 @ = Split

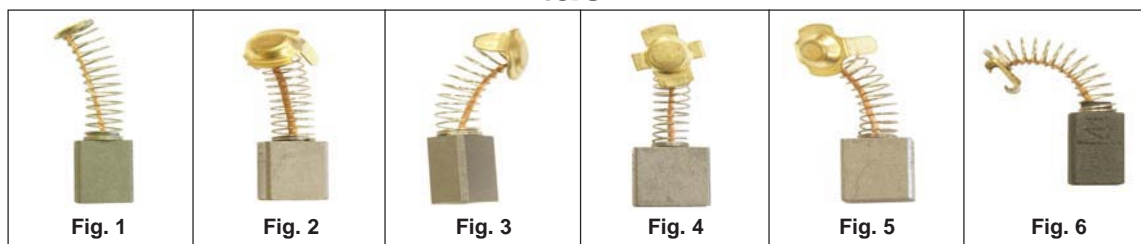
Makita



Part #	Fig.	Thick. m m	Width m m	Length m m	Spring Length	Spring Dia.	Cap Dia.	Ref #
*BMA-14	1	5	8	10	16	6	9	
*BMA-70	4	5	8	11	13	5	7	643069-7
*BMA-50	1	5	8	12	19	6	9	643050-8
*BMA-55	5	5	8	12.7	19	5	7.5	191956-9
*BMA-408	3	6	9	12	16	7	10	
*BMA-124	1	6	10	14	25	8	11	191945-4
*BMA-154	1	6.5	13.5	16	25	8	14	181047-4
*BMA-250	2	7	11	19	19	8.5	14	
BMA-200	1	7	18	16	22	9.5	18	

* = Graphite

Hitachi

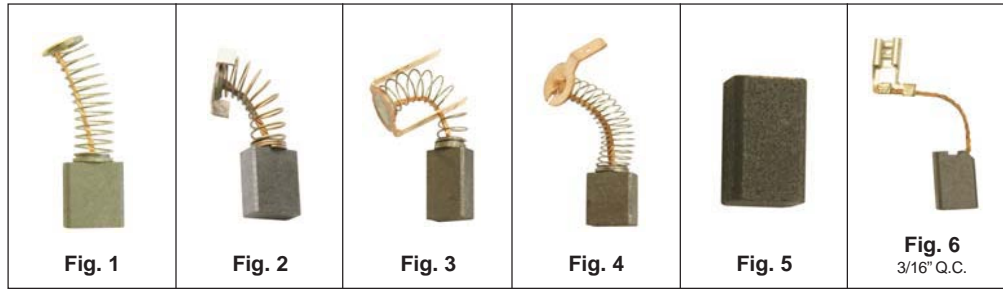


Part #	Fig.	Thick. m m	Width m m	Length m m	Spring Length	Spring Dia.	Cap Dia.	Ref #
* BHT-011	3	6	6.5	12	13	5.5	9	999011
* BHT-021	3	6.50	7.5	12	19	5.5	9.5	999021
BHT-041	6	6.50	7.5	13	19	5.5		999041
BHT-010	1	6.25	11	16	28	7.5	8	999010
* BHT-038	5	7	13	17	28	7.5	14.5	999038
* BHT-044	4	7	17	17	28	8.5	18	999044
*@BHT-044A	4	7	17	17	28	8.5	18	999081Z
* BHT-043	2	7	11	17	25	7.5	14	999043

* = Graphite

@ = Auto Cut-Off

Milwaukee



Part #	Fig.	Thick.	Width	Length	Spring Length	Spring Dia.	Cap Dia.	Ref #
BMW-100	1	7/32	9/32	9/16	15/16	.265	.265	22-18-0100
* BPC-842	1	1/4	1/4	7/16	3/4	.200	.215	22-18-0155
BMW-275	5	1/4	5/16	1/2				22-16-0275
BMW-710	6	1/4	5/16	9/16				22-18-0710
BMW-170	1	1/4	3/8	9/16	1-1/8	.275	.340	22-18-0170
BMW-300	4	1/4	3/8	5/8	1-1/4	.275	.540	22-18-0300
BMW-390	2	1/4	3/8	5/8	1	.300	.465	22-18-0390
BMW-450	2	1/4	7/16	1/2	3/4	.330	.500	22-18-0450
* BPC-76	2	1/4	7/16	3/4	1-1/4	.285	.500	22-18-0110
BMW-680	3	1/4	7/16	5/8	1	.310	.500	22-18-0670, 0680
BMW-260	1	1/4	7/16	3/4	1-1/4	.325	.340	22-18-0260
BMW-055	1	1/4	9/16	3/4	1-1/4	.370	.330	22-18-0055
BMW-550	2	1/4	.560	5/8	1	.370	.550	22-18-0550
@BMW-730	2	1/4	.560	3/4	1-1/4	.360	.605	22-18-0730
@BMW-330	2	9/32	13/32	5/8	1-3/8	.325	.455	22-18-0330

* = Graphite
 @ = Split

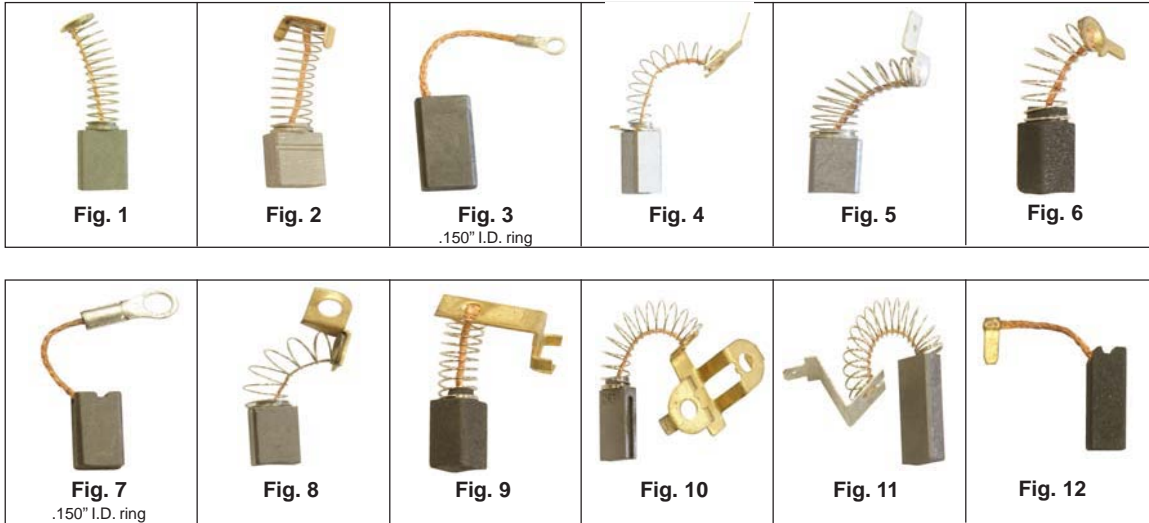
Ryobi



Part #	Fig.	Thick. m m	Width m m	Length m m	Spring Length	Spring Dia.	Cap Dia.
BRY-066	6	5	8	11	19	6	
BRY-065	5	5	8	13	16	6	
BRY-071	3	6	6.5	10			
BRY-062	1	6	6.5	10	16	5.5	6.5
BRY-061	4	6	8	13			
*BRY-078	2	6	9	14.5	22	7	11
BRY-069	2	6.5	13.5	17	28	9	14
BRY-068	2	6.5	16	16	25	9.5	15.5

* = Graphite

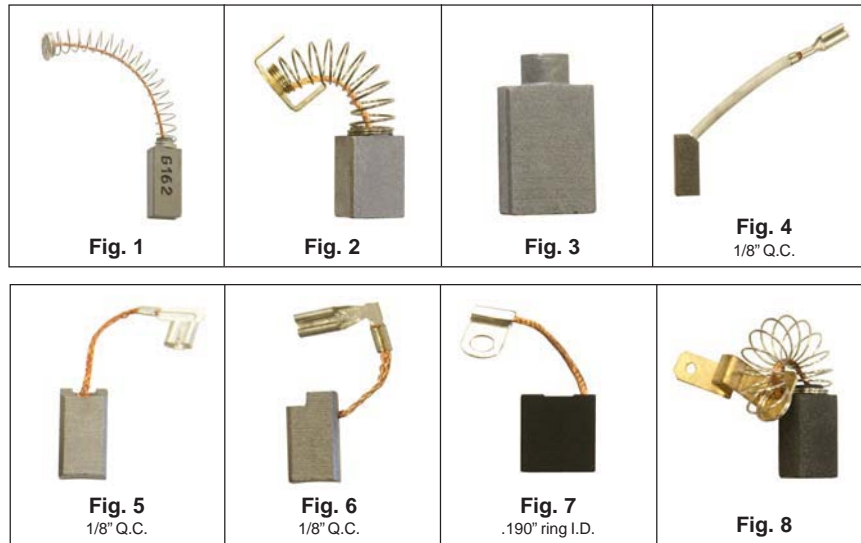
Porter Cable



Part #	Fig.	Thick.	Width	Length	Spring Length	Spring Dia.	Cap Dia.	Ref #
*BPC-289	10	3/16	7/16	5/8	1	.325		689668
*BPC-842	1	1/4	1/4	7/16	3/4	.200	.215	850842
*BPC-345	5	1/4	1/4	7/16	3/4	.235	.235	876345
*BPC-173	1	1/4	1/4	7/16	3/4	.235	.245	876345, 802173
*BPC-734	8	1/4	1/4	7/16	5/8	.245	.235	869734
BPC-764	6	1/4	1/4	1/2	3/4	.255	.300	693764
BPC-741	7	1/4	1/4	1/2				690741
*BPC-866	4	1/4	1/4	1/2				868866
BPC-96	12	1/4	1/4	5/8				1250896
BPC-785	9	1/4	.295	1/2	3/4	.240		875785
BPC-838	1	1/4	3/8	3/4	1-3/8	.290	.425	800838
*BPC-76	2	1/4	7/16	3/4	1-1/4	.285	.500	874076, 824216
*BPC-668	11	1/4	7/16	3/4	1	.300		689668
*BPC-266	2	1/4	1/2	3/4	7/8	.340	.550	878266
BPC-873	3	5/16	1/2	1				698873
BPC-25	2	.390	.490	3/4	1	.390	.675	1258025

* = Graphite

Skil



Part #	Fig.	Thick.	Width	Length	Spring Length	Spring Dia.	Cap Dia.	Ref #
BSK-171	3	3/16	1/4	3/8				20171
BSK-568	4	.234	.266	1/4				350568
BSK-524	3	1/4	1/4	3/8				27553
BSK-845	1	1/4	1/2	3/4	2-1/4	.300	.310	1845
*BSK-931	6	1/4	1/4	9/16				353931
*BSK-340	5	1/4	1/4	5/8				410340
BSK-347	8	1/4	11/32	1/2	1/2	.300		37705
BSK-973	2	1/4	3/8	1/2	7/8	.330	.430	23973
BSK-365	3	1/4	3/8	1/2				29365
BSK-773	2	1/4	3/8	5/8	1	.290	.500	61773
BMW-450	2	1/4	7/16	1/2	3/4	.320	.500	
BHT-010	2	1/4	7/16	5/8	1	.295	.315	4858
BSK-963	2	1/4	7/16	5/8	1	.325	.510	
BSK-173	3	1/4	7/16	9/16				326173
BBD-978	2	1/4	1/2	3/4	1-1/4	.365	.554	320391
BSK-104	2	9/32	21/32	5/8	7/8	.350	.620	351104
BSK-537	7	9/32	5/8	15/16				316537
*BSK-034	2	11/32	5/8	3/4	1-1/4	.430	.650	347034

* = Graphite

Brushes for Lamb Vacuum Motors



LABH-31 1/4 X 7/16 graphite

LABH-32 5/16 X 7/16 carbon


LABH-36 5/16 X 7/16 (36Volt) Graphite



LABH-14 1/4 X 7/16 graphite



LABH-33 5/16 X 9/16 (split) graphite



LAB-1 1/4 X 3/8 graphite

Armatures



armature shown is 215330 from 115330 motor
please specify model # from motor when ordering

Brushes for G.S. Vacuum Motors



B-104 1/4 X 7/16 graphite



B-109 5/16 X 7/16 carbon



B-111

.325 x 7/16, graphite
c/w 3/16 quick connect



B-114

1/4 X .550, graphite
c/w 3/16 quick connect

Internal Threads (all plastic)



Part #	Thread Size	Overall Length	Cap Dia.
* BCAP-213	7/16-27	1/4	5/8
BCAP-222	1/2-20	7/16	5/8
BCAP-227	5/8-18	15/32	3/4
BCAP-228	11/16-18	7/16	13/16
BCAP-1493	15/16-20	1/2	1-1/16
BCAP-150	26mm I.D.	7/16	1-1/4

* metal threads

External Threads (all plastic)



Part #	Thread Size	Overall Length	Cap Dia.
BCAP-208	3/8-24	3/16	3/8
BCAP-220	1/2-27	7/32	1/2
BCAP-242	5/8-27	1/4	5/8
BCAP-248	3/4-27	7/32	3/4
BCAP-249	7/8-27	7/32	7/8
422964-1A	1-18	1/4	1

External Threads (plastic threads, metal lined)



Part #	THREAD SIZE	OVERALL LENGTH	CAP DIA.
BCAP-229	3/4-27	1/4	3/4

External Threads (metal threads)



Part #	Thread Size	Overall Length	Cap Dia.
BCAP-205	3/8-32	3/8	17/32
BCAP-210	3/8-24	3/8	17/32
BCAP-211	7/16-32	7/16	19/32
BCAP-212	7/16-27	7/16	19/32
BCAP-218	31/64-32	1/2	5/8
BCAP-225	5/8-32	7/16	.809

External Threads (plastci threads)



Part #	Thread O.D.	Overall Length	Cap Dia.
BP4519	1/2	3/8	3/4
BOC-10	30mm	11mm	35mm
BOC-11	30mm	8.5mm	35mm

Brush Seaters

Gentle acting abrasives are used for seating carbon brushes and cleaning commutator and slip rings.



brush seaters are sold in full box quantities

Part #	Size	Grade	Qty/Box *
BS-001	1/4 X 1/4 X 4-3/4	medium	6
BS-002	1/2 X 1/4 X 4-3/4	medium	4
BS-003	3/8 X 3/8 X 4-3/4	medium	4
BS-004	1/2 X 3/8 X 4-3/4	medium	2
BS-005	1/2 X 1/2 X 4-3/4	medium	2
BS-006	5/8 X 1/2 X 4-3/4	medium	4
BS-007	3/4 X 1/2 X 4-3/4	medium	4
BS-008	1-1/8 X 5/8 X 4-3/4	medium	4

Brush Seater Holder

(non-conductive)



Part #	Size
1BSH	1/4 X 1/4 X 5
2BSH	1/4 X 1/2 X 5
3BSH	3/8 X 3/8 X 5
4BSH	1/2 X 1/2 X 5
5BSH	1/2 X 5/8 X 5
6BSH	1/2 X 3/4 X 5

Flexible Files

These flexible files are made of hard abrasive materials pressed into a flexible core. This enables you to bend or twist these tools any way you like to reach curved surfaces and otherwise hard-to-reach areas. Because they are non-conductive, these special files are popular for dressing automotive, electrical and electronic contacts. You'll find many other varied uses for these flexible files: sharpening, polishing, rust removal, deburring and grinding all types of metal, glass and plastics. They're waterproof and oilproof.



Part #	Size	Grade
FF-1044	3/8 x 4-3/4 x .025	120-medium
FF-3004	3/8 x 4-3/4 x .040	180-Fine
FF-3044	1/2 x 4-3/4" x .040	120-medium
FF-3045	1/2 x 4-3/4 x .040	180-fine

Commutator Resurfacers

Non-conductive and safe to use on motors up to 440V.

Coarse - for fast cutting

Medium - general use, high mica, small ridges & burns

Finish - for cleaning and final application



5/8 x 3/8 x 6" long

Part #	Grade
PTR-075C	coarse
PTR-075M	medium
PTR-075F	finish

Resurfacers



SM-034

Diamond D Resurfacer

Stones are replaceable, handle is flexible and can be bent to a particular shape by running under warm water. Comes complete with 2 stones: 1 polish grade & 1 finish grade. 10-1/2" long.



SM-033

Ideal Resurfacer (Smoothie)

Stones are fixed in place and are not replaceable. Complete with 2 stones: 1 polish & finish grade. 9-1/2" long.

5061A



commutator paper
1" x 25 yards

UCLOTH-1X50



3M utility cloth P120 grade
1" x 50 yards

Replacement Stones for Diamond D Resurfacer



Part #	Grade	Colour
SM-2002	coarse	red
SM-2003	medium	yellow
SM-2004	finish	green
SM-2005	extra finish	black
SM-2006	FH	white

RUBRITE FLEXIBLE ABRASIVES

This is the material you want for burnishing and polishing commutators. Rubrite will not remove any additional metal, but will effectively remove oil, dirt or grease. It is also the perfect choice for removing excessive brush films, as well as for polishing, cleaning or removing rust from metals. There is only one grade available.



Part #	Size
RU-6251	3/8 X 1/2 X 5
RU-6253	3/8 X 3/4 X 5
RU-6259	5/8 X 1 X 5
RU-6268	1 X 4 X 5
RU-6271	1/8 X 1 X 5

Capacitor - Run - Oval

2012

Part #	mfd	Voltage	Can Size		
			(Length x Width x Thick.)		
RC2-370	2	370	1-1/2	2-1/16	1-1/4
RC2-440	2	440	2-1/8	2-1/16	1-1/4
RC2-660	2	660	2-1/8	2-1/16	1-1/4
RC3-370	3	370	1-1/2	2-1/16	1-1/4
RC3-440	3	440	2-3/8	2-1/16	1-1/4
RC3-660	3	660	2-3/8	2-1/16	1-1/4
RC4-370	4	370	1-1/2	2-1/16	1-1/4
RC4-440	4	440	1-5/8	2-1/16	1-1/4
RC4-660	4	660	3-1/2	2-1/16	1-1/4
RC5-370	5	370	1-1/2	2-1/16	1-1/4
RC5-440	5	440	2-3/8	2-1/16	1-1/4
RC5-660	5	660	3-1/2	2-1/16	1-1/4
RC6-370	6	370	1-1/2	2-1/16	1-1/4
RC6-440	6	440	2-5/8	2-1/16	1-1/4
RC6-660	6	660	3-3/4	2-1/16	1-1/4
RC7-370	7.5	370	2-3/8	2-1/16	1-1/4
RC7-440	7.5	440	2-3/4	2-1/16	1-1/4
RC8-660	8	660	3-7/8	2-1/16	1-1/4
RC10-370	10	370	2-3/4	2-1/16	1-1/4
RC10-440	10	440	3-3/8	2-1/16	1-1/4
RC10-660	10	660	3-7/8	2-1/16	1-1/4
RC12-370	12.5	370	3	2-1/16	1-1/4
RC12-440	12.5	440	3-3/4	2-1/16	1-1/4
RC12-660	12	660	4-5/8	2-1/16	1-1/4
RC15-370	15	370	3-3/8	2-1/16	1-1/4
RC15-440	15	440	2-5/8	2-3/4	1-3/4
RC15-660	15	660	3-3/4	2-3/4	1-3/4
RC17-370	17.5	370	3-3/4	2-1/16	1-1/4
RC17-440	17.5	440	2-5/8	2-3/4	1-3/4
RC18-660	18	660	4-3/4	2-3/4	1-3/4
RC20-370	20	370	2-5/8	2-3/4	1-3/4
RC20-370X	20	370	3-7/8	2-1/16	1-1/4
RC20-440	20	440	2-5/8	2-3/4	1-3/4
RC20-660	20	660	3-3/4	2-3/4	1-3/4
RC25-370	25	370	2-5/8	2-3/4	1-3/4
RC25-370X	25	370	4-11/16	2-1/16	1-1/4
RC25-480	25	480	4-1/8	2-3/4	1-3/4
RC25-660	25	660	3-3/4	3-1/2	1-7/8
RC30-240	30	240	3	2-1/16	1-1/4
RC30-370	30	370	3	2-3/4	1-3/4
RC30-440	30	440	3-3/4	2-3/4	1-3/4
RC30-660	30	660	4-3/4	3-1/2	1-7/8
RC35-240	35	240	3-3/4	2-1/16	1-1/4
RC35-370	35	370	3-3/4	2-3/4	1-3/4
RC35-440	35	440	3-3/4	2-3/4	1-3/4
RC40-370	40	370	3-3/8	2-3/4	1-3/4
RC40-440	40	440	4-3/4	2-3/4	1-3/4
RC45-370	45	370	3-3/4	2-3/4	1-3/4
RC45-440	45	440	3-3/4	3-1/2	1-7/8
RC50-370	50	370	3-3/4	2-3/4	1-3/4
RC50-440	50	440	3-3/4	3-1/2	1-7/8
RC55-440	55	440	4-3/4	3-1/2	1-7/8
RC60-370	60	370	4-3/4	2-3/4	1-3/4
RC60-440	60	440	3-3/4	3-1/2	1-3/4

to increase voltage rating, connect capacitors in series

to increase mfd, connect in parallel



Oval

Capacitor - Run - Round



Type A, Metal
1/4" quick connects



Type B, Plastic
lead wires



Type C, Plastic
1/4" quick connects



Type D, Plastic
1/4" quick connects



Type E, Plastic
cable



Type F, Metal
1/4" quick connects

Part #	Voltage	mfd	Length	Diameter	Type
RCR4-370	370	4	2-5/8	1-3/4	A
RCR5-370	370	5	2	1-3/4	A
RCR5-440	440	5	2-3/4	1-9/16	A
RCR6-370X	370	6	2-1/4	1-5/8	A
RCR7-240	240	7.5	2-3/4	1-7/16	C
RCR7-370	370	7.5	2-5/8	1-3/4	A
RCR7-440	440	7.5	2-3/4	1-9/16	A
RCR7-475	475	7	32mm	55mm	D
RCR10-370	370	10	2-5/8	1-3/4	A
RCR10-370X	370	10	2-3/16	1-9/16	A
RCR10-440	440	10	2-3/8	1-3/4	A
RCR10-475L	475	10	36mm	59mm	B
RCR12-370	370	12.5	2-5/8	1-3/4	A
RCR12-440	440	12.5	2-5/8	1-3/4	A
RCR15-370	370	15	2-5/8	1-3/4	A
RCR15-370X	370	15	2-1/2	1-1/2	A
RCR15-440	440	15	2-7/8	1-3/4	A
RCR16-250L	250	16	52mm	30mm	B
RCR16-450	450	16	65mm	45mm	B
RCR17-370	370	17.5	2-5/8	1-3/4	A
RCR17-440	440	17.5	2-5/8	1-3/4	A
RCR18-250L	250	18	36mm	70mm	B
RCR20-370	370	20	2-5/8	1-3/4	A
RCR20-440	440	20	3	1-3/4	A
RCR22-370	370	22.5	2-5/8	1-3/4	A
RCR25-250QC	250	25	73mm	41mm	D
RCR25-370	370	25	2-3/4	1-3/4	A
RCR25-440	440	25	3-3/4	1-3/4	A
RCR30-370	370	30	3-3/8	1-3/4	A
RCR30-370X	370	30	3	1-3/4	A
RCR30-400X	400	30	93mm	41mm	D
RCR30-440	440	30	3-3/4	1-3/4	A
RCR35-300L	300	35	3	2	A
RCR35-370	370	35	3-3/4	1-3/4	A
RCR35-300L	300	35	3	2	A
RCR35-440	440	35	3-3/4	2	A

Capacitor - Run - Round

2012



Type A, Metal
1/4" quick connects



Type B, Plastic
lead wires



Type C, Plastic
1/4" quick connects



Type D, Plastic
1/4" quick connects



Type E, Plastic
cable



Type F, Metal
1/4" quick connects

Part #	Voltage	mfd	Length	Diameter	Type
RCR40-370	370	40	3-3/8	2	A
RCR40-370X	370	40	4	1-3/4	A
RCR40-440	440	40	4	2	A
RCR45-250	250	45	90mm	40mm	F
RCR45-370	370	45	3-3/8	2	A
RCR45-400W	400	45	3-5/8	1-3/4	D
RCR45-440	440	45	3-3/4	2-1/2	A
RCR45-450L	450	45	120mm	45mm	E
RCR50-370	370	50	3-3/4	2	A
RCR50-440	440	50	3-3/4	2-1/2	A
RCR50-440X	440	50	4-5/8	2	A
RCR55-370	370	55	3-3/4	2	A
RCR55-440	440	55	3-3/4	2-1/2	A
RCR60-370	370	60	3-3/4	2-1/2	A
RCR60-370X	370	60	3-3/4	2	A
RCR60-440	440	60	3-3/4	2-1/2	A
RCR60-450L	450	60	120mm	45mm	B
RCR65-240	240	65	3-3/4	1-3/4	A
RCR65-370	370	65	3-3/4	2-1/2	A
RCR70-250L	250	70	120mm	45MM	B
RCR70-370	370	70	3-3/4	2-1/2	A
RCR70-440	440	70	4-3/4	2-1/2	A
RCR75-440	440	75	4-3/4	2-1/2	A
RCR80-370	370	80	3-3/4	2-1/2	A
RCR80-440	440	80	4-3/4	2-1/2	A
RCR90-400W	400	90	6-1/4	2-3/8	F
RCR90-440	440	90	4-3/4	2-1/2	A
RCR100-370	370	100	4-3/4	2-1/2	A
RCR120-250	250	120	120mm	55mm	D
RCR132-250	250	132	120mm	55mm	B

Capacitor - Run - Dual mfd



Oval



Round

Part #	mfd	Voltage	Can Size (Length x Width x Thick.)		
RC15-3-370	15 / 3	370	2-7/8	2-3/4	1-3/4
RC15-4-440	15 / 4	440	4	2-3/4	1-3/4
RC15-5-370	15 / 5	370	2-7/8	2-3/4	1-3/4
RC15-10-370	15 / 10	370	3	2-3/4	1-3/4
RC17-5-370	17.5 / 5	370	3	2-3/4	1-3/4
RC20-5-370	20 / 5	370	4	2-3/4	1-3/4
RC20-15-370	20 / 15	370	4	2-3/4	1-3/4
RC20-15-440	20 / 15	440	4	2-3/4	1-3/4
RC25-4-370	25 / 4	370	4	2-3/4	1-3/4
RC25-5-370	25 / 5	370	4	2-3/4	1-3/4
RC25-5-440	25 / 5	440	4-1/4	2-3/4	1-3/4
RC25-7-370	25 / 7.5	370	4-1/4	2-3/4	1-3/4
RC25-10-370	25 / 10	370	4-1/4	2-3/4	1-3/4
RC30-5-370	30 / 5	370	4-1/4	2-3/4	1-3/4
RC30-5-440	30 / 5	440	4-1/4	2-3/4	1-3/4
RC35-5-370	35 / 5	370	4-1/4	2-3/4	1-3/4
RC35-5-440	35 / 5	440	4-1/4	2-3/4	1-3/4
RC35-7-370	35 / 7.5	370	3-3/4	2-3/4	1-3/4
RC35-10-370	35 / 10	370	4-3/4	2-3/4	1-3/4
RC40-5-370	40 / 5	370	4-3/4	2-3/4	1-3/4
RC40-5-440	40 / 5	440	4-3/4	2-3/4	1-3/4
RC40-10-370	40 / 10	370	4-3/4	2-3/4	1-3/4
RC45-5-440	40 / 5	440	4-3/4	2-3/4	1-3/4
RC45-7-440	45 / 7	440	4-3/4	2-3/4	1-3/4
RC45-10-370	45 / 10	370	4-3/4	2-3/4	1-3/4
RC45-15-370	45 / 15	370	4-3/4	2-3/4	1-3/4

* other sizes readily available, dimensions may vary

Part #	Voltage	mfd	Can Size (Length x Diameter)	
RCR25-3-370	370	25 / 3	2	4-1/8
RCR25-4-370	370	25 / 4	2	4-1/8
RCR25-5-370	370	25 / 5	2	4-1/8
RCR25-5-440	440	25 / 5	2	4-1/8
RCR25-7-440	440	25 / 7.5	2	4-1/8
RCR30-3-370	370	30 / 3	2	4-1/8
RCR30-4-370	370	30 / 4	2	4-1/8
RCR30-5-370	370	30 / 5	2	4-1/8
RCR30-5-440	440	30 / 5	2	4-1/8
RCR30-7-370	370	30 / 7.5	2	4-1/8
RCR30-7-440	440	30 / 7.5	2	4-1/8
RCR30-10-370	370	30 / 10	2	4-1/8
RCR35-3-370	370	35 / 3	2	4-1/8
RCR35-4-440	440	35 / 4	2	4-1/8
RCR35-5-370	370	35 / 5	2-3/8	4-1/8
RCR35-5-440	440	35 / 5	2-3/8	4-1/8
RCR35-10-370	370	35 / 10	2-3/8	4-1/8
RCR40-3-440	440	40 / 3	2-3/8	4-1/8
RCR40-5-370	370	40 / 5	2-3/8	4-1/8
RCR40-5-440	440	40 / 5	2-3/8	4-1/8
RCR40-7-370	370	40 / 7.5	2-3/8	4-1/8
RCR40-7-440	440	40 / 7.5	2-3/8	4-3/8
RCR45-3-370	370	45 / 3	2-3/8	4-3/8
RCR45-5-370	370	45 / 5	2-3/8	4-3/8
RCR45-5-440	440	45 / 5	2-3/8	4-3/8
RCR45-7-370	370	45 / 7.5	2-3/8	5
RCR45-7-440	440	45 / 7.5	2-3/8	4-3/8
RCR50-5-370	370	50 / 5	2-3/8	4-3/8
RCR50-5-440	440	50 / 5	2-3/8	4-3/4
RCR50-7-370	370	50 / 7.5	2-3/8	4-3/8
RCR50-7-440	440	50 / 7.5	2-3/8	4-3/4
RCR55-5-370	370	55 / 5	2-3/8	4-3/4
RCR55-5-440	440	50 / 5	2-3/4	4-3/4
RCR55-7-370	370	55 / 7.5	2-3/8	4-3/4
RCR60-5-370	370	60 / 5	2-3/8	5
RCR60-5-440	440	60 / 5	2-3/8	4-3/4
RCR60-7-370	370	60 / 7.5	2-3/8	5
RCR60-7-440	440	60 / 7.5	2-3/8	4-3/4
RCR60-10-440	440	60 / 10	2-3/8	4-3/4
RCR80-5-370	370	80 / 5	2-1/2	5-1/8
RCR80-7-370	370	80 / 7.5	2-1/2	5-1/8
RCR80-7-440	440	80 / 7.5	2-1/2	5-1/8
RCR80-10-370	370	80 / 10	2-1/2	5-1/8

* other sizes readily available, dimensions may vary

Capacitor - Run - Box Style

2012



Type 1

quick connects + mounting tab



Type 2

leads wires + mounting tab



Type 3

quick connects, top mounting tab



Type 4

quick connects, no mounting tab

Part #	mfd	Voltage	Type	Thickness mm	Length mm	Height mm
RCX1.5-400L	1.5	400	2	14	32	25
RCX2-250L	2	250	2	14	32	22
RCX2-440L	2	440	2	17	38	30
RCX3-250Q	3	250	1	14	22	23
RCX3-370	3	370	3	19	37	30
RCX3-440L	3	440	2	20	51	30
RCX4-330Q	4	330	1	20	40	30
RCX4-370	4	370	3	25	39	36
RCX5-370L	5	370	2	22	37	34
RCX5-450QC	5	450	1	22	51	32
RCX6-370	6	370	1	22	52	35
RCX7-250Q	7	250	1	16	39	26
RCX7-370	7	370	4	21	50	30
RCX8-370	8	370	1	22	51	31
RCX10-250Q	10	250	1	21	38	30
RCX10-370	10	370	2	26	59	40
RCX12-250Q	12	250	1	23	52	33
RCX12-250QX	12	250	4	20	40	33
RCX135-240	13.5	240	1	25	52	35
RCX15-250	15	250	2	30	51	40
RCX18-240	18	240	1	30	51	41
RCX20-250	20	250	2	29	51	41
RCX25-250	25	250	2	35	58	38
RCX30-250	30	250	2	35	59	45

Note : dimensions may vary depending on supplier

Dry Run Capacitors For HID Lighting



designed to operate in high temperature environments found in typical high-intensity discharge lighting fixtures, UL & CSA recognized, round plastic case, operating temperature 105 C.

Part #	mfd	Voltage	Diameter	Length
RCR7-330LIGHT	7	330	30mm	68mm
RCR10-330LIGHT	10	330	40mm	68mm
RCR10-400LIGHT	10	400	40mm	92mm
RCR12-330LIGHT	12	330	40mm	68mm
RCR15-400LIGHT	15	400	40mm	92mm
RCR24-400LIGHT	24	400	45mm	117mm
RCR55-240LIGHT	55	240	45mm	92mm

Run Capacitors With Threaded Bolt

Part #	Fig.	MFD	Voltage	Case Size
RBOLT2-450	1	2	450	28mm X 55mm
RBOLT3-450	1	3	450	28mm X 55mm
RBOLT4-450	1	4	450	28mm X 55mm
RBOLT5-450	1	5	450	30mm X 60mm
RBOLT6-450	1	6	450	32mm X 55mm
RBOLT6-450QC	2	6	450	32mm X 55mm
RBOLT7-250QC	2	7	250	30mm X 55mm
RBOLT7-450	1	7	450	36mm X 57mm
RBOLT8-450	1	8	450	36mm X 60mm
RBOLT8-450QC	1	8	450	36mm X 60mm
RBOLT10-250QC	2	10	250	30mm X 55mm
RBOLT10-440QC	4	10	440	1.75" X 3.125"
RBOLT10-450QC	2	10	425	36mm X 59mm
RBOLT10-450	1	10	450	36mm X 59mm
RBOLT12-450	1	12	450	40mm X 70mm
RBOLT12-450QC	2	12	450	40mm X 70mm
RBOLT14-475QC	2	14	475	40mm X 70mm
RBOLT16-250	1	16	250	36mm X 60mm
RBOLT16-450	1	16	450	40mm X 70mm
RBOLT16-450QC	2	16	450	40mm X 70mm
RBOLT18-475QC	2	18	475	40mm X 70mm
RBOLT20-440QC	4	20	440	1.75" X 2.875"
RBOLT20-450	1	20	450	40mm X 72mm
RBOLT20-450QC	2	20	450	40mm X 72mm
RBOLT25-450	1	25	450	40mm X 94mm
RBOLT25-450QC	2	25	450	40mm X 94mm
BBOLT30-250		30	250	35mm X 61mm
RBOLT30-450	1	30	450	40mm X 94mm
RBOLT30-450QC	2	30	450	40mm X 94mm
RBOLT31-450QC	2	31.5	450	45mm X 94mm
RBOLT35-250	3	35	250	35mm X 61mm
RBOLT35-450	1	35	450	45mm X 95mm
RBOLT35-450QC	2	35	450	45mm X 95mm
RBOLT40-450	1	40	450	45mm X 95mm
RBOLT40-450QC	2	40	450	45mM X 95mm
RBOLT50-400	1	50	400	50mm X 120mm
RBOLT50-475QC	2	50	400	50mm X 120mm
RBOLT60-250QC	2	60	250	45mm X 92mm
RBOLT60-450	1	60	450	50mm X 120mm
RBOLT60-450QC	2	60	450	50mm X 120mm
RBOLT70-400QC	2	70	400	50mm X 120mm
RBOLT70-450	1	70	450	50mm X 120mm
RBOLT80-250	1	80	250	45mm X 120mm
RBOLT80-450	1	80	450	55mm X 120mm
RBOLT80-450QC	2	80	450	55mm X 120mm
RBOLT90-400	1	90	400	55mm X 120mm
RBOLT100-400	1	100	400	60mm X 120mm
RBOLT120-450L	5	120	450	60mm X 120mm

case size does not include bolt...can sizes may vary



Fig. 1
cable, plastic can



Fig. 2
1/4" quick connects, plastic can



FIG. 3
lead wires, metal can



FIG. 4
1/4" quick connects, metal can



FIG. 5
lead wires, plastic can

Capacitor - Start 125V

2012



110/125 V	mfd	Size (Diameter x Length)			
SC21-110	21-25	1-7/16	X	2-3/4	A
SC25-110	25-30	1-7/16	X	2-3/4	A
SC30-110	30-36	1-7/16	X	2-3/4	A
SC36-110	36-43	1-7/16	X	2-3/4	A
SC43-110	43-56	1-7/16	X	2-3/4	A
SC56-110	56-72	1-7/16	X	2-3/4	A
SC72-110	72-88	1-7/16	X	2-3/4	A
SC88-110	88-108	1-7/16	X	2-3/4	A
SC108-110	108-130	1-7/16	X	2-3/4	A
SC124-110	124-156	1-7/16	X	2-3/4	A
SC130-110	130-156	1-7/16	X	2-3/4	A
SC145-110	145-175	1-7/16	X	2-3/4	A
SC161-110	161-193	1-7/16	X	2-3/4	A
*SC161-110X	161-193	1-7/16	X	2-3/4	A
SC189-110	189-227	1-7/16	X	2-3/4	A
SC200-110	200-240	1-7/16	X	2-3/4	A
SC216-110	216-259	1-7/16	X	2-3/4	A
SC233-110	233-280	1-7/16	X	2-3/4	A
SC243-110	243-292	1-7/16	X	2-3/4	A
SC250-110	250-300	1-7/16	X	2-3/4	A
SC270-110A	270-324	1-7/16	X	2-3/4	A
SC270-110	270-324	1-7/16	X	3-3/8	B
SC295-110	295-354	1-7/16	X	2-3/4	A
SC300-110	300-360	1-13/16	X	3-3/8	D
SC324-110	324-388	1-13/16	X	3-3/8	D
SC324-110A	324-388	1-7/16	X	2-3/4	A
SC340-110	340-408	1-13/16	X	3-3/8	D

* = sealed, can be submersed in oil

110/125 V	mfd	Size (Diameter x Length)			
SC340-110B	340-408	1-7/16	X	3-3/8	B
SC378-110	378-454	1-13/16	X	3-3/8	D
SC378-110B	378-454	1-7/16	X	3-3/8	B
SC400-110	400-480	1-13/16	X	3-3/8	D
SC400-110A	400-480	1-7/16	X	2-3/4	A
SC400-110B	400-480	1-7/16	X	3-3/8	B
SC430-110	430-516	1-13/16	X	3-3/8	D
SC430-110B	430-516	1-7/16	X	3-3/8	B
SC430-110F	430-516	2-1/16	X	3-3/8	F
SC460-110	460-552	1-13/16	X	3-3/8	D
SC460-110B	460-552	1-7/16	X	3-3/8	B
SC540-110	540-648	1-13/16	X	3-3/8	D
SC540-110B	540-648	1-7/16	X	3-3/8	B
SC590-110	590-708	1-13/16	X	3-3/8	D
SC645-110	645-774	1-13/16	X	4-3/8	E
SC645-110D	645-774	1-13/16	X	3-3/8	D
SC708-110	708-850	2-1/16	X	4-3/8	G
SC708-110D	708-850	1-13/16	X	3-3/8	D
SC708-110E	708-850	1-13/16	X	4-3/8	E
SC800-110	800-960	1-13/16	X	3-3/8	D
SC815-110	815-978	1-13/16	X	4-3/8	E
SC829-110	829-995	2-1/16	X	4-3/8	G
SC829-110D	829-995	1-13/16	X	3-3/8	D
SC850-110D	850-1020	1-13/16	X	3-3/8	D
SC850-110	850-1020	2-1/16	X	4-3/8	G
SC860-110	860-1032	1-13/16	X	3-3/8	D
SC1000-110	1000-1200	2-1/16	X	4-3/8	G
SC1290-110G	1290-1548	2-1/16	X	4-3/8	G

Minature Start Capacitors

110/125 V Part #	mfd	Size (Diameter x Length)		
SC72-110X	72-88	1-1/8	x	2-3/4
SC88-110X	88-108	1-1/8x	x	2-3/4
SC108-110X	108-130	1-1/8x	x	2-3/4
SC130-110X	130-156	1-1/8	x	2-3/4
SC150-110X	150-180	1	x	2-3/8





220/250 V	mfd	Size (Diameter X Length)			
SC21-220	21-25	1-7/16	X	2-3/4	A
SC25-220	25-30	1-7/16	X	2-3/4	A
SC30-220	30-36	1-7/16	X	2-3/4	A
SC36-220	36-43	1-7/16	X	2-3/4	A
SC36-220B	36-43	1-7/16	X	3-3/8	B
SC43-220	43-56	1-7/16	X	3-3/4	A
SC53-220	53-64	1-7/16	X	2-3/4	A
SC53-220B	53-64	1-7/16	X	3-3/8	B
SC56-220	56-72	1-7/16	X	2-3/4	A
SC59-220	59-71	2-1/16	X	3-3/8	F
SC64-220	64-77	1-7/16	X	2-3/4	A
SC72-220	72-88	1-13/16	X	3-3/8	D
SC72-220A	72-88	1-7/16	X	2-3/4	A
SC86-220	86-103	2-1/16	X	3-3/8	F
SC88-220	88-108	1-13/16	X	3-3/8	D
SC88-220A	88-106	1-7/16	X	2-3/4	A
SC100-250	100-120	1-7/16	X	3-3/8	B
SC105-220	105-126	2-1/16	X	3-3/8	F
SC108-220B	108-130	1-7/16	X	3-3/8	B
SC108-220	108-130	1-13/16	X	3-3/8	D
SC124-220	124-156	1-13/16	X	3-3/8	D
SC130-220D	130-156	1-13/16	X	3-3/8	D
SC136-220	136-163	1-7/16	X	3-3/8	B
SC145-220D	145-175	1-13/16	X	3-3/8	D
SC145-220	145-175	2-1/16	X	3-3/8	F
SC161-220D	161-193	1-13/16	X	3-3/8	D
SC161-220	161-193	1-13/16	X	4-3/8	E
SC189-220B	189-227	1-7/16	X	3-3/8	B
SC189-220D	189-227	1-13/16	X	3-3/8	D
SC189-220	189-227	2-1/16	X	4-3/8	G
SC216-220D	216-259	1-13/16	X	3-3/8	D
SC216-220F	216-259	2-1/16	X	3-3/8	F
SC216-220	216-259	2-1/16	x	4-3/8	G
SC233-220D	233-280	1-13/16	X	3-3/8	D
SC233-220	233-280	2-1/16	x	4-3/8	G
SC243-220F	243-292	2-1/16	X	3-3/8	F
SC243-220	243-292	2-1/16	X	4-3/8	G
SC270-220F	270-324	2-1/16	X	3-3/8	F
SC270-220	270-324	2-1/16	X	4-3/8	G
SC320-220	320-384	2-1/16	X	4-3/8	G
SC340-220	340-408	2-1/16	X	4-3/8	G
SC340-250W	340-408	1.800	X	3.300	W
SC378-220	378-454	2-9/16	X	4-3/8	H
SC400-220G	400-480	2-1/16	X	4-3/8	G
SC400-220	400-480	2-9/16	X	4-3/8	H
SC430-220	430-516	2-9/16	X	4-3/8	H
SC460-220	460-552	2-9/16	X	4-3/8	H
SC540-220	540-648	2-9/16	X	4-3/8	H
SC630-220	630-750	2-9/16	X	4-3/8	H

165 V Part #	mfd	Size (Diameter X Length)			
SC72-165	72-86	1-7/16	X	2-3/4	A
SC108-165A	108-130	1-7/16	X	2-3/4	A
SC124-165A	124-156	1-7/16	X	2-3/4	A
SC145-165A	145-174	1-7/16	X	2-3/4	A
SC161-165A	161-193	1-7/16	X	2-3/4	A
SC161-165B	161-193	1-7/16	X	3-3/8	B
SC189-165A	189-227	1-7/16	X	3-3/8	A
SC189-165B	189-227	1-7/16	X	3-3/8	B
SC216-165B	216-259	1-7/16	X	3-3/8	B
SC233-165	233-292	1-13/16	X	3-3/8	D
SC270-165	270-324	1-13/16	X	3-3/8	D
SC324-165	324-389	1-13/16	X	3-3/8	D
SC340-165D	340-408	1-13/16	X	3-3/8	D
SC400-165	400-480	1-13/16	X	3-3/8	D
SC430-165	430-516	1-13/16	X	4-3/8	E
SC540-165	540-648	2-1/16	X	4-3/8	G
SC540-165E	540-648	1-13/16	X	4-3/8	E
SC590-165	590-708	1-13/16	X	4-3/8	E
SC710-165	708-852	2-1/16	X	4-3/8	G
SC810-165	815-972	2-1/16	X	4-3/8	G
SC860-165	860-1032	1-13/16	X	4-3/8	G
SC1020-165	1020-1264	2-1/16	X	4-3/8	G
SC1190-165	1190-1415	2-9/16	X	4-3/8	H

330 V	mfd	Size (Diameter X Length)			
SC21-330	21-25	1-7/16	X	3-3/8	B
SC21-330A	21-25	1-7/16	X	2-3/4	A
SC25-330	25-30	1-7/16	X	3-3/8	B
SC30-330B	30-36	1-7/16	X	3-3/8	B
SC36-330A	36-43	1-7/16	X	2-3/4	A
SC43-330B	43-56	1-7/16	X	3-3/8	B
SC53-330	53-64	1-13/16	X	3-3/8	D
SC56-330	56-67	1-13/16	X	3-3/8	D
SC64-330	64-77	1-13/16	X	3-3/8	D
SC72-330D	72-86	1-13/16	X	3-3/8	D
SC88-330D	88-106	1-13/16	X	3-3/8	D
SC108-330	108-130	2-1/16	X	4-3/8	G
SC124-330	124-156	2-1/16	X	4-3/8	G
SC124-330H	124-156	2-9/16	X	4-3/8	H
SC130-330	130-156	2-1/16	X	4-3/8	G
SC145-330E	145-175	1-13/16	X	4-3/8	E
SC145-330G	145-175	2-1/16	X	4-3/8	G
SC145-330	145-175	2-9/16	X	4-3/8	H
SC161-330G	161-193	2-1/16	X	4-3/8	G
SC189-330	189-227	2-9/16	X	4-3/8	H
SC189-330G	189-227	2-1/16	X	4-3/8	G
SC216-330	216-259	2-9/16	X	4-3/8	H
SC216-330G	216-259	2-1/16	X	4-3/8	G
SC270-330	270-324	2-9/16	X	4-3/8	H
SC270-330G	270-324	2-1/16	X	4-3/8	G
SC350-330	350-420	2-9/16	X	4-3/8	H

Capacitor - Misc.

2012

20-11201 15,000 ohm
21-12203 220,000 ohm



resistor 10 pcs / pkg

20-11205



wire leads 10 pcs / pkg

21-12204 FOR 2-1/16" WIDE CAP
21-12205 FOR 2-3/4" WIDE CAP
21-12206 FOR 3-5/8" WIDE CAP



oval run capacitor mounting bracket

21-12208 2" DIA.
21-12209 2-1/2" DIA.



round run capacitor mounting bracket

21-12210 1 hole
21-12211 2 holes



rubber cap

20-11210 1-7/16"
20-11211 1-13/16"
20-11212 2-1/16"



plastic end cap on motor mounting

20-11215 1-7/16"
20-11216 1-13/16"
20-11217 2-1/16"
20-11218 2-9/16"



plastic end cap off motor mounting

MA-65746
 made by Mars



MFD-10
 made by Supco



Capacitor Tester

gives the mfd value on start & run capacitors from 1 to 10,000 mfd. also checks for open & shorted capacitors and detects weak capacitors. complete with test leads

20-11206 FOR 2-3/4" capacitor
20-11207 FOR 3-3/8" capacitor
20-11208 FOR 4-3/8" capacitor



start capacitor mounting bracket

CC-7040



weather proof capacitor guard, f its oval capacitors that are 2-1/16" X 1-1/4" mtg. holes : 2-13/16" C.-C.

Part #	Capacitor Size	Mtg. Holes C.-C.	Length	Material
CC-7000	1-7/16 X 2-3/4	2-1/16	3-3/8	metal
CC-7010	2-1/16 X 3-3/8	2-5/8	3-7/8	metal
CC-7020	1-13/16 X 3-3/8	2-3/4	5	plastic
CC-7030	2-1/16 X 3-3/8 or 4-3/8	2-5/8	5-1/4	metal

Capacitor Cover



CC-7070



oval run capacitor mounting kit for can size 1-1/4" X 2-1/16"


20-11204



push on screw terminals 25 pcs. / pkg

Circulating Pump Parts

816362-000



#6 oil well cover gasket kit

BGB-704 .530 x .657 x 13/16
BGB-706 .605 x .754" x 1
MB-64 .648 x .790 x 5/8



sleeve bearing

BG-1025



B & G oiler
 mtg. holes : 1-3/8 C.-C.
 plate size : 9/16 x 1-11/16

AR-705

(S.A. Armstrong)



rubber mount
 1-11/16 x 2-1/2 X 3/8

BGM-720

(B & G)



rubber mount (pair)
 1-7/16 x 2-1/2 x 3/8

GR-4465

(General Electric)



rubber mount (pair)
 1-5/8 x 2-1/4 x 5/16

BGS-717



1/2 X 5/8 cast 4-spring coupler
 CCW motor shaft end
 B & G 118709

BGS-716 1/2" x 1/2" B&G 118473



extended arm 4-spring coupler
 CCW motor shaft end

MR-51

(Marathon)



rubber mount (pair)
 1-5/8 x 2-1/2 x 5/16

Round Spring Type Coupler

(Canadian Made)



Part #	Shaft Size	Rotation Motor S.E.
SL-10010	1/2 x 1/2	CW
*SL-10023	1/2 x 1/2 & 5/8	CCW
*SL-10034	5/8 x 1/2 & 5/8	CCW
*SL-10045	5/8 x 1/2 & 5/8	CW

* one side has removable 1/2 - 5/8 sleeve


BGS-710 1/12 & 1/6 HP

BGS-714 1/4 & 1/3 HP



1/2 x 1/2 4-spring cast coupler
 CW motor shaft end

Original S.A. Armstrong Replacement Parts




**"Universal" Seal Bearing Assembly
For Standard And Bronze Fitted Construction
c/w Body Gasket, Oil & Mechanical Seal**

Part #	Used With Pump #	# Mtg. Holes	Pump Flange Holes "A"	Motor Flange Holes "B"	Spare Body Gasket	Spare Seal
* 810119-001	2	4	2-9/16	3-5/16	104442-000	A-4022
* 810119-003	3	4	3-3/16	3-9/16	106049-000	A-4022
816023-001	B & G	4	3-3/16	3-5/16	106049-000	A-4022
816027-002	4	4	3-7/8	3-9/16	106050-000	A-4022

* c/w non-ferrous impeller

816032-000


#5 Seal Bearing Assembly, Casting #116955



c/w with body gasket, oil & mechanical seal
 8 holes in pump flange "A" = 2-5/16
 4 holes in motor flange "B" = 4-1/8
 distance between motor & pump flange "C" = 4-9/16
 A-4022 1/2" seal included
 body gasket 106158-000 included

816366-041

#6 Seal Bearing Assembly, Casting #116342



c/w with body gasket & oil, seal is extra
 8 holes in pump flange "A" = 2-5/16 (6" Diagonally across)
 4 holes in motor flange "B" = 4-3/16
 distance between motor & pump flange "C" = 6-7/8
 A-358 3/4" seal not included
 106592-000 body gasket included

Circulating Pump Parts

819359-002



ball bearing frame assembly
casting #419207
used on old 4030 armstrong pumps
c/w 2 woodruff keys & impeller capscrew
perpendicular mounting holes : 4-5/16" c.c.
total length of unit including shaft : 10-3/4"
seal size : 1-1/4", motor shaft 1"

185332



B&G "ball bearing" seal bearing assembly
for series 60 "Maintenance Free" pumps
length of unit flange - flange 5-1/4"
includes 1/2" seal + body gasket

Bronze Shaft Sleeve



SB-1125 1 x 1-1/4 x 2-1/4
* **SB-185024** 1 x 1-1/4 x 2.36
SB-69003 1-3/8 x 1-5/8 x 2-3/8
SB-69021 1-3/8 x 1-5/8 x 3-1/2
SB-69023 1-3/8 x 1-3/4 x 3-1/2
*B&G slip fit

Type 2 Seals



A-358ECX-2
3/4" EPT / carbon / silicon carbide
cup seat : 1.375" x .406"



975000-982
1-1/4" EPT / P66 abrasion resistant carbon
silicon carbide cup seat : 1.875" x .437"

975000-984
1-5/8" EPT / P66 abrasion resistant carbon
silicon carbide cup seat : 2.375" x .500"

816999-041



replacement module
fits #2 - #5 seal bearing assembly
includes gaskets, mechanical seal & oil

Type 21 Seals



816354-041



replacement shaft for 816366-041
includes woodruff keys

Part #	Shaft Size	Seat O.D.	Seat Thickness	Materials
A-393EXX	.500	.938	.237	ept / silicon carbide / silicon carbide
816706-021	.500	.938	.237	buna / carbon / ceramic
816707-001	.750	1.375	.406	buna / carbon / ceramic
825458-001	1.250	1.768	.367	buna / carbon / ceramic

874112-000



bearing kit for #6 sba (816366-041)
includes 1 bearing, 1 oil seal & 1 Felt

880200-277



seal for "E" series Armstrong pumps
for pumps made before January 2010
1/4" shaft size, carbon vs. silicon carbide
cup seat : .875 x .138 thick

**Other Parts Available
FOR "E" Series Pumps
Please Advise Model #
& Date Code**

Circulating Pump Parts

2012

Part #	Shaft Size	Rotating Face
975002-003TC	1-1/8	tungsten carbide
134798	1-1/4	durachrome
975002-033TC	1-5/8	tungsten carbide
975002-073TC	2-1/8	tungsten carbide

gaskets included, carbon seat, viton
134798 used in B & G pumps



**Single Outside
Durametallic RA Seal
For 4300 Series Armstrong**

Part #	Shaft Size	Ref #
A-11258B2	1-1/8	975000-955
A-16258B2	1-5/8	975000-956
A-21258B2	2-1/8	975000-957

gaskets included
carbon, ceramic, viton



**John Crane 8B2 Seals
For 4300 Series Armstrong**

Part #	Shaft Size
975002-304VG	1-1/8
**A-75202	1-1/4
975002-334VG	1-5/8
975002-374VG	2-1/8

** for B&G pumps
gaskets included
antimony carbon, silicon carbide, aflas



**U.S. Seal AB2 Seals
For 4300 Series Armstrong**

B&G - Sta-Rite / Berkeley



1-1/4" Type G, short working length
rotary uncompressed 1.130"
seat : 1.875 x .437

PS-3883

buna / carbon / ceramic
replaces **Sta-Rite / Berkeley U9-433SS**

PS-6261E

ept / carbon / ceramic
replaces **B&G P75221, for VSX pumps**

Carbon Bushing



Part #	Size
CB-1125CB	1-1/8 x 1-7/8 x 5/8 thick
CB-1625CB	1-5/8 x 2-3/8 x 5/8 thick
CB-2125CB	2-1/8 x 2-7/8 x 5/8 thick

Gaskets

Part #	Type	I.D.	O.D.	Thickness	Comment
104442-000	body	2-13/16	3-1/8	1/64	for #2 pumps
106049-000	body	3-3/8	3-7/8	1/64	for #3 pumps
106050-000	body	4-5/16	4-13/16	1/64	for #4 pumps
106158-000	body	5-1/4	5-5/8	1/64	for #5 pumps
106592-000	body	7-1/16	7-15/16	1/64	for #6 pumps
406604-000	body	9-9/16	11-9/16	1/64	12 holes
426467-001	gland	1-13/16	2-1/2	1/16	nitrile
426401-002	body	6-1/4	7	1/16	nitrile
426401-003	body	8-1/8	9	1/16	nitrile
426401-004	body	10-3/16	10-15/16	1/16	nitrile
426401-005	body	13-1/4	14	1/16	nitrile
426401-006	body	11-9/16	12-5/16	1/16	nitrile
426401-008	bodyY	15-5/8	16-3/8	1/16	nitrile
116653-000	flange	1-3/8	2-3/16	1/4	rubber
105176-001	flange	1-5/8	2-3/16	1/4	rubber
105176-000	flange	1-13/16	2-3/16	1/4	rubber
105209-002	flange	2	2-3/4	1/4	rubber
104034-000	flange	2-1/8	2-1/2	1/4	rubber
105209-000	flange	2-5/16	3	1/16	rubber
116117-000	flange	2-1/2	3	1/4	rubber
105201-000	flange	3-7/16	3-7/8	1/4	rubber



A-3256AR



14mm AR seal for Grundfos
ceramic carbon seat 26mm x 8mm

4S4006135



rotary for old style VMS pumps
14mm shaft size, silicon carbide face
uncompressed length : 30mm
fastened on shaft with set screw

4S4006136



seat for old style VMS pumps
25mm x 6mm thick
silicon carbide cup

CUNO-300

(Armstrong # 975000-300)



Cuno filter cartridge
approx. 2-1/2 diameter x 3-3/4 long
1-1/8 hole

CUNO-200

(Armstrong # 975000-200)



Cuno 1A1 filter housing
3/8" in / out, unpainted
3-11/16 diameter, body length : 5-1/2

CUNO-411

(ARMSTRONG # 975000-411)



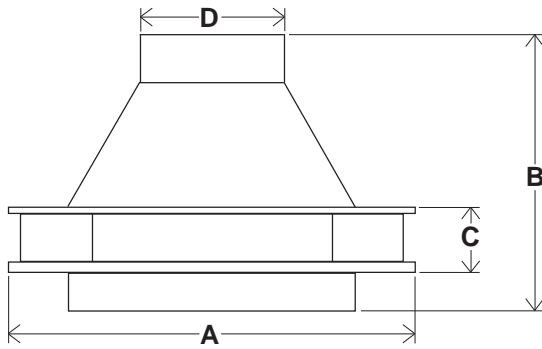
Cuno nut gasket, 3/8 x 5/8 x 1/16 thick

CUNO-410

(Armstrona # 975000-410)



Cuno head gasket
3" x 3-9/16 x .030 thick



Impellers

Part #	I.D.	Material	A	B	C	D	Rot.	Pump Used On
812961-011	3/8	steel	2-3/4	1-3/8	7/16	1-1/2	cw	S-25
812961-041	3/8	bronze	2-3/4	1-3/8	7/16	1-1/2	cw	S-25
812961-111	3/8	non-ferrous	2-3/4	1-7/8	1/2	1-1/2	cw	S-25
816322-011	3/8	steel	3-3/8	1-1/2	5/8	1-1/2	cw	H-32, S-35
816322-041	3/8	bronze	3-3/8	1-1/2	5/8	1-1/2	cw	H-32, S-35
816322-111	3/8	non-ferrous	3-3/8	1-7/8	11/16	1-1/2	cw	H-32, S-35
816305-028	3/8	steel	3-7/8	2-1/2	1	2	cw	S-45
816305-058	3/8	bronze	3-7/8	2-1/2	1	2	cw	S-45
816305-328	3/8	non-ferrous	3-7/8	2-1/2	1	2	cw	S-45
816301-025	3/8	steel	4-1/4	2-3/8	7/16	1-9/16	cw	H-41
816301-055	3/8	bronze	4-1/4	2-3/8	7/16	1-9/16	cw	H-41
816301-325	3/8	non-ferrous	4-1/4	2-3/8	7/16	1-9/16	cw	H-41
816305-025	3/8	steel	4-1/4	2-1/2	1	2	cw	S-46
816305-055	3/8	bronze	4-1/4	2-1/2	1	2	cw	S-46
816305-325	3/8	non-ferrous	4-1/4	2-7/16	1	2	cw	S-46
816304-021	3/8	steel	4-3/4	2-3/8	7/8	2	ccw	S-55
816304-051	3/8	bronze	4-3/4	2-3/8	7/8	2	ccw	S-55
816304-321	3/8	non-ferrous	4-3/4	2-3/8	7/8	2	ccw	S-55
816302-049	3/8	bronze	5	2-3/8	7/16	1-9/16	ccw	H-51
816302-319	3/8	non-ferrous	5	2-5/16	7/16	1-9/16	ccw	H-51
816302-047	3/8	bronze	5-1/4	2-3/8	7/16	1-9/16	ccw	H-52
816302-317	3/8	non-ferrous	5-1/4	2-5/16	7/16	1-9/16	ccw	H-52
816304-017	3/8	steel	5-1/4	2-3/8	7/8	2	ccw	S-57/H-54
816304-047	3/8	bronze	5-1/4	2-3/8	7/8	2	ccw	S-57/H-54
816304-317	3/8	non-ferrous	5-1/4	2-5/16	7/8	2	ccw	S-57/H-54
816303-317	3/8	non-ferrous	5-1/4	2-1/2	5/8	1-9/16	ccw	H-53
816303-047	3/8	bronze	5-1/4	2-1/2	5/8	1-9/16	ccw	H-53
816308-012	1/2	steel	5-7/8	2-3/8	7/8	2	ccw	S-69
816308-042	1/2	bronze	5-7/8	2-3/8	7/8	2	ccw	S-69

rotation viewed from motor shaft end

please advise pump & motor nameplate data for other sizes

Circulating Pump Parts

816346-011
(Armstrong)




Pump End View

Seal Bearing End View

cast iron Armstrong seal plate
for 816366-041 seal bearing assembly
NOT INCLUDED : seal #816707-001 or Pac A-358 (seat O.D. 1.375)
INCLUDED : gasket 106592-000, 7-1/16 x 7-15/16
mtg. holes for seal bearing : 6" across plate
height of plate : 1-3/4, 8 bolt & washers included

816347-011
(Bell & Gossett)




Pump End View

Seal Bearing End View

cast iron B & G seal plate
for 816366-041 seal bearing assembly
NOT INCLUDED : seal #816707-001 or Pac A-358 (seat O.D. 1.375)
INCLUDED : gasket 106592-000, 7-1/16 x 7-15/16
mtg. holes for seal bearing : 6" across plate
height of plate : 2-5/16, 8 bolts & washers included

426746-011
(Armstrong)



Armstrong seal plate for 6" new style 4280, 4380, 4382 & 4030
NOT INCLUDED : Seal #975000-982 or Pac A-185 (SEAT O.D. 1.875)
NOT INCLUDED : gasket 426401-002, 6-1/4 x 7
height of plate : 3-1/8

814910-001
(Armstrong)



3/8" Diameter

1/2" Diameter

shaft extension for Armstrong
4360B & 4260 3/4B, 1B, 1-1/4B & 1-1/2B, overall length : 3.80

116621-000 1/2 oz.
116621-003 3-3/4 oz.



SAE-30 non-detergent pump oil for seal bearing assemblies

816861-011
(Armstrong)



assembled seal bearing + seal plate
+ seal + nut + oil + bolts & washers
INCLUDES 816366-041, 816346-011,
816707-001, 106592-000, 116621-003

816133-000
(Bell & Gossett)



assembled seal bearing + seal plate + seal
+ nut + oil + bolts & washers
INCLUDES 816366-041, 816347-011,
816707-001, 106592-000, 116621-003

Circulating Pump Motors

2012



Type 2
Complete With Base



Type 3
Complete With Base



Type 4
C-flange No Base

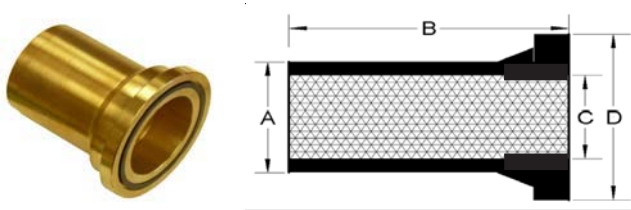


Type 5
C-Flange No Base

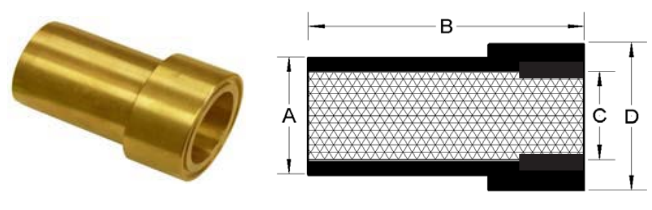
Part #	HP	Voltage	Shaft Size	"A" c.-c.	Type
805316-010	1/12	115	1/2	3-5/16	1
817025-005	1/6	115	1/2	3-5/16	1
817025-001	1/6	115	1/2	3-9/16	1
817025-007	1/4	115	1/2	3-9/16	1
816141-001	1/4	115	1/2	4-1/8	2
817025-013	1/3	115	1/2	3-9/16	1
816141-002	1/3	115	1/2	4-1/8	2
811757-001	1/2	115/230	5/8	4-1/8	3
831009-062	1/2	115/230	5/8	4-1/8	5
811757-002	3/4	115/230	5/8	4-1/8	3
831010-062	3/4	115/230	5/8	4-1/8	5
831012-083	3/4	208-230/460	5/8	4-1/8	4
811757-007	1	115/230	5/8	4-1/8	3
816676-069	1	208-230/460	5/8	4-1/8	4

Bronze Pump Sleeves

Type 1
Tapered Shoulder



Type 2
Square Shoulder



Part #	Type	Ref #'s	A	B	C	D	Internal Step Right Side of Picture
SB-1303	1	951-3161BRP	1.125	2.062	1.004	1.625	0.883 i.d. x .369 long
SB-0519	2	950-519RP	1.125	2.640	1.003	1.375	0.883 i.d. x .350 long
SB-150P5	1	951-3035 / 951-3162BRP	1.500	2.688	1.379	2.000	1.250 i.d. x .598 long
SB-0665	2	950-520RP / 950-665BRP	1.500	2.900	1.377	1.880	1.250 i.d. x .638 long
SB-187P1	1	950-1369 / 951-3038BRP	1.875	2.725	1.750	2.625	1.630 i.d. x .665 long

O-rings included

TA-1600868CRP



common repair kit, includes
5/8" seal, left hand threaded bolt, washer,
seal lubricant & 3 gaskets

Popular Type 21 Pump Seals with Upgraded Materials



Part #	Shaft Size	Seat Size (Cup Style)
A-359EP66X	5/8	1.250 x .406
A-356EP66X	1-1/8	1.750 x .437

Materials : epr elastomers / P66 abrasion
resistant carbon vs. silicon carbide seat

Pressure Gauge



PG-1518C

1-1/2" diameter, 1/8" npt centre back mount
0-200 psi

PG-1514C

1-1/2" diameter, 1/4" npt centre back mount
0-200 psi

Pressure Gauge



PG-2014B

2" diameter, 1/4" npt bottom mount
0-300 psi

Pressure Gauge



PG-2014C

2" diameter, 1/4" npt centre back mount
0-300 psi

Pressure Relief Valve



RV-140

140 psi, 1/4" npt

Check Valve



CV-38

3/8" npt, 0-200 psi, 1/8" port

CV-12

1/2" npt, 0-200 psi, 1/8" port

Pressure Regulator



APR-14

1-135 psi, 2 x 1/4" npt ports, 2 x 1/8" npt ports

PRUV-35



unloader valve

Air Compressor Switches

Fig 1



Fig 2



Fig 3



Fig 4



Fig 5



Fig 6



Part #	Fig	Type	Factory PSI Setting	Number Of Ports	On/Off Switch	Unloader Valve
PR-3559	1	Condor	65-100	1	no	no
PR-3560	2	Condor	90-125	1	front / dial	yes
PR-3561	3	Condor	90-125	4	front / dial	yes
PR-3562	5	Furnas	90-125	4	side / lever	yes
PR-3563	2	Condor	115-150	1	front / dial	yes
PR-3564	3	Condor	115-150	4	front / dial	yes
PR-3565	5	Furnas	115-150	4	side / lever	yes
PR-3566	6	Furnas	90-125	1	side / lever	yes
PR-3567	6	Furnas	115-150	1	side / lever	yes
PR-3570	2	Condor	140-175	1	no	yes
PR-3571	1	Condor	140-175	1	no	no
PR-3572	3	Condor	140-175	4	no	yes
PR-3573	6	Furnas	140-175	1	no	yes
PR-3574	4	Furnas	140-175	4	no	yes

*electrical rating for all switches : 1.5hp @ 120V / 3hp @ 250V, 18-12 awg. wire size

**PSI adjustable range for switches PR-3559 - PR-3567 is 40-150 PSI

**PSI adjustable range for switches PR-3570 - PR-3574 is 120-300 PSI



Part #	Awg.	Voltage	M/F	Length	# Wires	Jacket
PC-123X9	12	110	male	9'	3	SJOW
PC-142	14	110	male	8'	2	SJOW
PC-142X10	14	110	male	10'	2	SJOW
PC-143	14	110	male	8'	3	SJOW
PC-143X10	14	110	male	10'	3	SJOW
PC-143X10-PL	14	110	male	10'	3	SJTOW
PC-143X10FEM	14	110	female	10'	3	SJOW
PC-143X15	14	110	male	15'	3	SJOW
PC-143X220	14	220	male	10'	3	SJOW
PC-143X220-PL	14	220	male	8'	3	SJTOW
PC-162	16	110	male	8'	2	SJOW
PC-162X10	16	110	male	10'	2	SJOW
PC-162x18	16	110	male	18'	2	SJOW
PC-163	16	110	male	8'	3	SJOW
PC-163X10	16	110	male	10'	3	SJOW
PC-182X10	18	110	male	10'	2	SJ

SJOW = rubber jacket, oil & water resistant

SJTOW = plastic jacket (resists ultraviolet rays), oil & water resistant

PC-2867



15A 125V 3 wire plug
made by Eagle CSA & UL

PC-5266



15A 125V 3 wire plug
made by Marinco CSA & UL

PC-5269



15A 125V 3 wire connector
made by Marinco CSA & UL

Cord Strain Reliefs

SR-2000



3/8" hole x 4-13/16" long

SR-2010



7/16" hole x 4-13/16" long

SR-2020



7/16" hole x 4-1/4" long

SR-2030



5/8" hole x 4-5/16" long

SR-2040



7/16" hole x 4-15/16" long

SR-2065



5/16" hole x 3-3/4" long

Heyco Cord Grip



Part #	O.D.	Wire Gauge
SR-4K4	1/2"	18/2, 18/3
SR-5K4	9/16"	18/2, 18/3, 16/2, 16/3
SR-7K2	7/8"	18/3, 16/2, 16/3, 14/2

Strian Relief c/w Nut



Part #	Cable Size	Thread Size	O.D. Of Thread
SR-1933	.15" - .32"	PG9	.600"
SR-1934	.19 - .39"	PG11	.730
SR-1935	.19" - .35"	PG13.5	.800
SR-1936	.39" - .56"	PG16	.890"
SR-1937	.71" - .98"	1" NPT	1.280"

Couplings - Jaw

2012



Flange



Insert

Part #	Inside Diameter	Outside Diameter	Length of Complete Coupling
R050X1/2	1/2	1-1/16	1-3/4
R050X5/8	5/8	1-1/16	1-3/4
R070X1/2	1/2	1-3/8	2
R070X5/8	5/8	1-3/8	2
R070X3/4	3/4	1-3/8	2
R075X1/2	1/2	1-3/4	2-1/8
R075X5/8	5/8	1-3/4	2-1/8
R075X3/4	3/4	1-3/4	2-1/8
R075X7/8	7/8	1-3/4	2-1/8
R095X1/2	1/2	2-1/8	2-1/2
R095X5/8	5/8	2-1/8	2-1/2
R095X3/4	3/4	2-1/8	2-1/2
R095X7/8	7/8	2-1/8	2-1/2
R095X1	1	2-1/8	2-1/2
R095X1-1/8	1-1/8	2-1/8	2-1/2
R100X5/8	5/8	2-9/16	3-1/2
R100X3/4	3/4	2-9/16	3-1/2
R100X7/8	7/8	2-9/16	3-1/2
R100X1	1	2-9/16	3-1/2
R100X1-1/8	1-1/8	2-9/16	3-1/2
R100X1-1/4	1-1/4	2-9/16	3-1/2
R110X5/8	5/8	3-5/16	4-1/4
R110X3/4	3/4	3-5/16	4-1/4
R110X7/8	7/8	3-5/16	4-1/4
R110X1	1	3-5/16	4-1/4
R110X1-1/8	1-1/8	3-5/16	4-1/4
R110X1-1/4	1-1/4	3-5/16	4-1/4
R110X1-5/8	1-5/8	3-5/16	4-1/4

Part #	Outside Diameter	HP @ 1725 RPM
N035	5/8	0.10
N050	1-1/16	0.74
N070	1-3/8	1.26
N075	1-3/4	2.51
N090/095	2-1/8	4.14
N099/100	2-9/16	9
N110	3-5/16	22.51
N150	3-3/4	35
N190	4-1/2	48
N225	4-15/16	66

**other sizes available

Part #	Inside Diameter	Outside Diameter	Width	Length of Complete Coupling
3JX3/8	3/8	2-1/16	13/16	2
3JX1/2	1/2	2-1/16	13/16	2
3JX5/8	5/8	2-1/16	13/16	2
3JX3/4	3/4	2-1/16	13/16	2
4JX1/2	1/2	2-15/32	7/8	2-3/8
4JX5/8	5/8	2-15/32	7/8	2-3/8
4JX3/4	3/4	2-15/32	7/8	2-3/8
4JX7/8	7/8	2-15/32	7/8	2-3/8
4JX1	1	2-15/32	7/8	2-3/8
5JX1/2	1/2	3-1/4	1-1/16	2-7/8
5JX5/8	5/8	3-1/4	1-1/16	2-7/8
5JX3/4	3/4	3-1/4	1-1/16	2-7/8
5JX7/8	7/8	3-1/4	1-1/16	2-7/8
5JX1	1	3-1/4	1-1/16	2-7/8
5JX1-1/8	1-1/8	3-1/4	1-1/16	2-7/8
6JX5/8	5/8	4	1-7/32	3-3/8
6JX3/4	3/4	4	1-7/32	3-3/8
6JX7/8	7/8	4	1-7/32	3-3/8
6JX1	1	4	1-7/32	3-3/8
6JX1-1/8	1-1/8	4	1-7/32	3-3/8
6JX1-3/16	1-3/16	4	1-7/32	3-3/8
6JX1-1/4	1-1/4	4	1-7/32	3-3/8
6JX1-3/8	1-3/8	4	1-7/32	3-3/8



Flange

Other Sizes Available

Part #	EPDM HP @1725 RPM	Part #	Hytrell HP @1725 RPM	Diameter	Width
3JINS	1.71			1-7/8	1
4JINS	3.42			2-5/16	1-1/4
5JINS	6.85			2-15/16	1-9/16
6JINS	12.85	6H	51.5	3-3/4	1-7/8
7JINS	20.71	7H	82.1	4-11/32	2-3/16
8JINS	32.42	8H	129.4	5-1/16	2-1/2
		9H	206.0	6	3

caution : Hytrell sleeves will transmit up to 4 times the rating of EPDM sleeves
they should not be used to replace an EPDM sleeve used on a J frame



Insert

Couplings - Spiralink

2012



Made in Canada



Spiro-Key
1/8" Metal Allen Wrench

Coupler #	B & G Model	HP	Rot.	Shaft Size
SL-10010	75	1/12		
	100	1/12		
	125	1/12		
	150	1/12		
	1-1/2"	1/6		
	2"	1/6		
	2-1/2"	1/4	CW	1/2 X 1/2
	LD3	1/4		
	HD3	1/3		
	HV1"	1/6		
HV1-1/4"	1/6			
HV1-1/2"	1/6			
1"PR	1/6			
SL-10023	PD-35	1/2	CCW	1/2 X 1/2
	PD-37	3/4		OR 1/2 x 5/8
SL-10034	PD-38	1	CCW	1/2 X 5/8
	PD-39	1		OR 5/8 x 5/8
SL-10023	60-1 / 60-11	1/4	CCW	1/2 X 1/2
	60-2	1/3		
	60-3 / 60-13	1/2		
	60-4 / 60-14	3/4		
SL-10034	60-5 / 60-15	1/2	CCW	1/2 X 5/8
	60-6 / 60-16	3/4		
	60-8	3/4	CCW	5/8 X 5/8
	60-17	1		
	60-19	1		
SL-10023	SERIES 1522	1/4	CCW	1/2 X 1/2
	1S & 1T THRU 17S & 17T	THRU 2		

- SL-10023 & SL-10034 C/W 1/2" X 5/8" SLEEVE
- ROTATION VIEWED FROM MOTOR SHAFT END

Coupler #	Armstrong Model	HP	Rot.	Shaft Size
SL-10010	S-25	1/12	CW	1/2 X 1/2
	S-34	1/6		
	S-35	1/6		
	S-45	1/4		
	S-46	1/3		
	H-32	1/6		
	H-41	1/6		
SL-10023	S-55	1/2	CCW	1/2 X 1/2 OR 1/2 X 5/8
	S-57	3/4		
SL-10034	S-69	1	CCW	1/2 X 5/8 OR 5/8 X 5/8
SL-10023	H-51	1/4	CCW	1/2 X 5/8
	H-52	1/3		
	H-53	1/2		
	H-54	3/4		
SL-10034	H-63	1/2	CCW	1/2 X 5/8 OR 5/8 X 5/8
	H-64	3/4		
	H-66	3/4		
	H-65	1		
	H-67	1		

- SL-10023 & SL-10034 C/W 1/2" X 5/8" SLEEVE
- ROTATION VIEWED FROM MOTOR SHAFT END


Coupler #	Taco Model	HP	Rot.	Shaft Size
SL-10045 C/W 2 PCS 1/2 X 5/8 SLEEVE	121	1/4	CW	1/2 X 1/2 OR 1/2 X 5/8 OR 5/8 X 5/8
	122	1/4		
	131	1/3		
	132	1/2		
	133	3/4		
	138	1		

DOS-195




1 set of contacts
mounting holes : 2-11/16" C.-C.

LES-600 (Genuine Switch, Fibre Plastic)
DOS-1 (Switch, Fibre Board)




1 set of contacts, hole : 1-11/16
mounting holes : 2-11/16 C.-C.
backplate : 2-3/8 X 3-1/2

DOS-190 (Torq Switch, Plastic)
DOS-19 (Switch, Fibre Board)




2 sets of contacts, hole : 1-11/16
mounting holes : 2-11/16 C.-C.
backplate : 2-1/2 X 3-1/2

DOS-191




2 sets of contacts, hole : 1-11/16
mounting holes : 2-11/16 C.-C.
backplate : 2-3/8 X 3-1/2

DOS-192




3 sets of contacts, hole : 1-11/16
mounting holes : 2-11/16 C.-C.
backplate : 2-1/2 X 3-1/2

MS-7




4 sets of contacts, holes : 1-11/16
mounting holes : 2-5/8 C.-C.
backplate : 2-1/2 X 3-1/2

GS-310 (Torq Switch, Plastic)
DOS-15 (Switch, Fibre Board)




2 sets of contacts, hole : 2-1/4
mounting holes : 2-3/4 & 3-3/8 C.-C.
backplate : 3-1/4 X 3-13/16

LES-602 (Torq Switch, Plastic)
DOS-25 (Switch, Fibre Board)




2 sets of contacts, hole : 1-15/16
mounting holes : 2-11/16 C.-C.
backplate : 3-1/16 x 3-7/16

DOS25-4 (Switch, Fibre Board)



4 sets of contacts, hole : 1-15/16
mounting holes : 2-3/4 C.-C.
backplate : 3-1/2 x 2-15/16

Plastic Cooling Fans




Part #	Type	O.D.	I.D. Press Fit	# of Fins	Fin Height
DOF-21	A	6	.500 X .660	14	11/16
DOF-27	B	7-3/4	.437 X .625	12	1-7/16
DOF-23	C	7-3/4	.530 X .790	12	1-1/2
DOF-1030	D	5-1/4	.875	12	1-3/16

Rotating Mechanism With Extended Spool



Part #	I.D.	Spool O.D.	RPM
DOSM27-17	.737	2-1/4	1725
DOSM24-17	.869	2	1725

Rotating Mechanisms



Plastic Backplate


Part #	Type	I.D.	Spool O.D.	RPM
ESM121-17	A	.625	2	1725
ESM126-34	B	.625	2	3450
ESM122-17	C	.750	2	1725
DOSM35-34	D	.8125	2-1/4	3450
DOSM33-17	D	1.1875	2-7/8	1725
DOSM37-17	D	1.220	2-7/8	1725



Metal Backplate


Part #	I.D.	Spool O.D.	RPM
DOSM3-17	.729	2-1/4	1725
DOSM9-17	.815	2-3/4	1725
DOSM8-34	.869	2-1/4	3450
DOSM20-34	.869	2-3/4	3450
DOSM10-17	1.050	2-7/8	1725
DOSM29-17	1.250	2-7/8	1725

ES-101



1 set of contacts, mounting holes : 3-1/2" C.-C.
 top : 4 quick connects
 bottom : 5 quick connects, 3 bolts

ES-119X




1 set of contacts, mounting holes : 3-1/2" C.-C.
 top : 3 quick connects
 bottom : 2 quick connects, 2 bolts

ES-132




3 sets of contacts, 1 NC, 2 NO
 mounting holes : 2" C.-C.
 top : 4 quick connects
 bottom : 1 quick connect, 2 bolt

ES-120




1 set of contacts, mounting holes : 3-1/2 C.-C.
 top : 6 quick connectcs
 bottom : 5 quick connects, 2 bolts

ES-131



2 sets of contacts (both open)
 mounting holes : 3-1/2 C.-C.
 top : 4 quick connects
 bottom : 3 quick connects, 3 bolts

ES-128



3 sets of contacts (2 open, 1 closed)
 mounting holes : 3-1/2 C.-C.
 top : 5 quick connects
 bottom : 3 quick connects, 3 bolts

ES-125




3 sets of contacts (2 open, 1 closed)
 mounting holes : 3-1/2 C.-C.
 top : 7 quick connects

ES-124



2 sets of contacts (both open)
 mounting holes : 3-1/2 C.-C.
 top : 6 quick connects
 bottom : 5 quick connects, 3 bolts

ES-186



1 set of contacts, mounting holes : 3-1/2 C.-C.
 top : 5 quick connects
 bottom : 3 quick connects, 2 bolts

ES-105X

(Replacement For ES-105)



1 set of contacts
 mounting holes : 3-15/16 C.-C.

EB-151 1/4 x 5/8 x 7/8
EB-150 5/16 x 5/8 x 7/8
EB-152 3/8 x 3/4 x 1




eared brush, carbon

BP5011T01



graphite brush, .221 x .647
 3/16 quick connect

ROTATING MECHANISMS



Part #	Type	I.D.	Spool O.D.	RPM
ESM121-17	A	.625	2	1725
ESM126-34	B	.625	2	3450
ESM122-17	C	.750	2	1725
DOSM35-34	D	.8125	2-1/4	3450
DOSM33-17	D	1.1875	2-7/8	1725
DOSM37-17	D	1.220	2-7/8	1725

AR-705



RUBBERMOUNT
 1-11/16" X 2-1/2" X 3/8"

ER-1952



RUBBER MOUNT (PAIR)
 1-5/8" X 2-1/2" X 3/8"
 REF # 1255519W000



**Eyebolt
With Shoulder**

Metric

Part #	Size mm
EYE-6	6
EYE-8	8
EYE-10	10
EYE-12	12
EYE-14	14
EYE-16	16
EYE-18	18
EYE-20	20
EYE-24	24

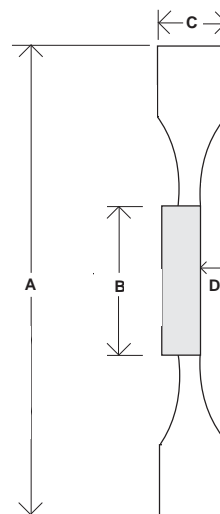
Imperial

Part #	Size
EYE-1/4	1/4
EYE-5/16	5/16
EYE-3/8	3/8
EYE-7/16	7/16
EYE-1/2	1/2
EYE-5/8	5/8
EYE-9/16	9/16
EYE-3/4	3/4
EYE-7/8	7/8

Low Cost Cast Aluminum Fans

Part #	Overall Diameter (A)	Hub Diameter (B)	# of Fins	Width Of Fins (C)	Hub Recess (D)
FAN-105	4-1/2	1-5/8	12	7/8	1/4
FAN-5	5	1-1/2	12	15/16	1/4
FAN-6	6	1-7/8	12	15/16	1/4
FAN-7	7	2-1/8	12	1-7/16	1/2
FAN-8	8	2-1/4	12	1-3/8	1/2
FAN-9	9	3-1/4	12	1-3/8	1/2
FAN-10	10	3	12	1-1/2	1/2
FAN-11	11	3-1/4	12	1-3/8	1/2
FAN-12	12	3-1/4	12	2	5/8
FAN-13	13	3-1/4	12	2	5/8
FAN-14	14	3-1/4	12	2	5/8
FAN-15	15	4-1/2	12	2-1/8	5/8
FAN-16	16	4-1/2	12	2-1/8	5/8
FAN-17	17	4-5/8	12	2-1/8	5/8
FAN-18	18	4-5/8	12	2-1/8	5/8

- fans 3-1/8" - 11" rated up to 3600 RPM
 - fans 12" - 18" rated up to 1800 RPM





Canadian Made !!!


Each fan can be combined with a series of interchangeable hubs to facilitate a wide range of shaft sizes. Both the fan and hub are manufactured from polypropylene and can withstand temperatures of 335 degrees Fahrenheit. Available in both standard and metric bores. All sizes listed are rated up to 3600 RPM.

Installation Tips: WHEN INSTALLING HUB: Warm fan to room temperature & support hub I.D.


Fan #	Diameter	Height	Hub #	I.D.	O.D.
F-10 F-20	4-7/8 5-1/8	1-1/16 7/8	H-120	.255"	28mm
			H-121	1/2	28mm
			H-122	5/8	28mm
			H-1214	14mm	28mm
			H-1216	16mm	28mm
			H-1219	19mm	28mm
			H-1220	20mm	28mm
			H-1222	22mm	28mm
F-30 F-40	6-1/2 6-3/4	1-3/16 1-1/4	H-340	.700	43mm
			H-341	1/2	43mm
			H-342	5/8	43mm
			H-343	3/4	43mm
			H-344	7/8	43mm
			H-3424	24mm	43mm
			H-3425	25mm	43mm
			H-3430	30mm	43mm
F-50 F-60	8-1/4 9-5/8	1-5/8 2-1/16	H-560	.640	57mm
			H-563	3/4	57mm
			H-564	7/8	57mm
			H-565	1-1/8	57mm
			H-566	1-3/8	57mm
			H-5628	28mm	57mm
			H-5630	30mm	57mm
			H-5632	32mm	57mm
			H-5638	38mm	57mm
			H-5640	40mm	57mm
			H-5645	45mm	57mm
F-70 F-80	11-5/8 13-1/16	2-1/8 2-1/8	H-780	1.110	70mm
			H-786	1-3/8	70mm
			H-787	1-5/8	70mm
			H-788	1-7/8	70mm
			H-7842	42mm	70mm
			H-7845	45mm	70mm
			H-7850	50mm	70mm

Fan Listing

2012




Part #	I.D.	O.D.	Height	Hub O.D.	# Of Fins	Reference / Comments	Material	Clamp	Keyway	Set Screw	Type
F-10 + H-120	.255	4-7/8	1-1/16		12	fan + hub	plastic				C
F-20 + H-120	.255	5-1/8	7/8		12	fan + hub	plastic				C
WGF-8700	.475	4-3/4	1	.700	9	Weg 6854.2492 0800.0727	plastic				D
MF-355	.500	4-1/2	7/8	.700	10	Marathon	plastic				B
GF-416	.500	4-3/4	1-5/16	1-1/4	18	GE	plastic			X	F
F-10 + H-121	.500	4-7/8	1-1/16		12	fan + hub	plastic		X		C
BAF-2105	.500	5	3/4	1-1/4	7	Baldor	plastic	X			A
F-20 + H-121	.500	5-1/8	7/8		12	fan + hub	plastic		X		C
F-30 + H-341	.500	6-1/2	1-3/16		12	fan + hub	plastic		X		C
F-40 + H-341	.500	6-3/4	1-1/4		12	fan + hub	plastic		X		C
WGF-8707	.590	5-1/4	15/16	13/16	9	Weg	plastic				D
WGF-8706	.590	6	1-3/8	7/8	9	Weg 0800.0913	plastic				D
MF-3691	.625	5	3/4	7/8	11	Leeson, has 1 flat	plastic				K
LSF-56	.620	5-1/2	7/8	7/8	7	Leroy Somer HC70A40C	plastic				G
BAF-201	.625	4-1/8	7/16	7/8	9	Balor	plastic	X			I
GF-417	.625	4-3/4	1-5/16	1-1/4	18	GE	plastic			X	F
LEF-622	.625 x .437	4-3/4	7/8	15/16	12	Leeson	plastic				E
F-10 + H-122	.625	4-7/8	1-1/16		12	fan + hub	plastic		X		C
LEF-615	.625 x .437	5	3/4		11	Leeson	plastic				E
F-20 + H-122	.625	5-1/8	7/8		12	fan + hub	plastic		X		C
SSF-45	.625	5-3/4	15/16	1	12	A.O. Smith / Century	aluminum			X	H
GF-419	.625	5-3/4	1	1-1/4	12	GE	plastic			X	F
MF-351	.625	5-7/8	1	13/16	11	hub has 1 flat	plastic				K
MF-353	.625	6	1-1/16	13/16	11	hub has 1 flat	plastic				K
CF-540	.625	6	1-1/8	1-1/8	9	A.O. Smith / Century	plastic	X			A
CF-5480	.625	6	1-3/16	1-1/16	9	A.O. Smith / Century	plastic				L
LEF-616	.625 x .437	6	7/8		11	Leeson	plastic				E
BRF-20	.625	6-1/4	1-1/8	13/16	10	Brook KP5823	plastic				M
FF-19	.625	6-1/2	7/8	15/16	12	Franklin	plastic				N
F-30 + H-342	.625	6-1/2	1-3/16		12	fan + hub	plastic		X		C




Part #	I.D.	O.D.	Height	Hub O.D.	# Of Fins	Reference / Comments	Material	Clamp	Keyway	Set Screw	Type
F-40 + H-342	.625	6-3/4	1-1/4		12	fan + hub	plastic		X		C
BRF-225	.625	6-3/4	1-1/8	7/8	7	Brook	plastic				H
CF-5495	.625	7-5/8	1-7/16	.900	11	A.O. Smith / Century	plastic	X			K
DOF-27	.625 x .437	7-3/4	1-7/16	1-1/2	12	Doerr B6328-01	plastic				J
BRF-23	.625	7-3/4	1-5/16	7/8	7	Brook	plastic				H
MF-350	.625	8-1/4	1-1/2	1-3/8	14	Marathon	aluminum	X			B
BRF-25	.625	9	1-13/16	7/8	7	Brook	plastic				H
BAF-2180	.630	4-3/4	13/16	7/8	9	Baldor	plastic				P
BAF-2027	.630	6-1/4	3/4	1-1/4	7	Baldor	plastic	X	X		G
BAF-203	.630	6-7/8	1-1/8	1-5/8	8	Baldor	metal			X	L
BAF-2196	.635	5	3/4	1-1/4	7	Baldor	plastic	X	X		G
MF-356	.635	4-15/16	3/4	13/16	11	Marathon	plastic				D
BAF-2075	.635	5-1/4	3/4	.700	8	Baldor	metal				E
BAF-207	.635	6-1/8	3/4	1	8	Baldor	metal			X	E
BAF-208	.635	6-3/8	3/4	1-1/4	7	hub has 1 flat	plastic	X			G
BAF-2198	.640	4-1/4	3/4	1-1/4	7	Baldor	plastic	X	X		G
F-50 + H-560	.640	8-1/4	1-5/8		12	fan + hub	plastic		X		C
F-60 + H-560	.640	9-5/8	2-1/16		12	fan + hub	plastic		X		C
SSF-42	.660	4-3/4	1-1/16	1	22	A.O. Smith / Century	plastic				F
GF-422	.660	5-5/16	3/4	.800	12	hub has 2 flats	plastic				Q
DOF-21	.660 x .500	6	11/16	1	14	Doerr	plastic				I
CF-5470	.670	4-3/4	3/4	7/8	13	A.O. Smith / Century	plastic				N
CF-544	.670	5-3/8	9/16	7/8	13	A.O. Smith / Century	plastic				N
BAF-2032	.673	6-7/8	1-1/8	1-5/8	8	Baldor	metal			X	L
WGF-8701	.675	6-1/4	1-3/8	.900	9	Weg 0800.0913	plastic				H
USF-141809	.680	5-5/8	11/16	13/16	12	U.S. Motors 256208	plastic		key		A
F-30 + H-340	.700	6-1/2	1-3/16		12	fan + hub	plastic		X		C

Fan Listing

2012




Part #	I.D.	O.D.	Height	Hub O.D.	# Of Fins	Reference	Material	Clamp	Keyway	Set Screw	Type
F-40 + H-340	.700	6-3/4	1-1/4		12	fan + hub	plastic		X		C
LSF143-5	.725	6-1/4	1-3/16	15/16	7	Leroy Somer 51410205	plastic				Q
MF-370	.750	4-1/2			10	Marathon	plastic				D
LEF-623	.750	5	.700	13/16	10	Leeson	metal				M
F-30 + H-343	.750	6-1/2	1-3/16		12	fan + hub	plastic	X			C
F-40 + H-343	.750	6-3/4	1-1/4		12	fan + hub	plastic	X			C
F-50 + H-563	.750	8-1/4	1-5/8		12	fan + hub	plastic	X			C
F-60 + H-563	.750	9-5/8	2-1/16		12	fan + hub	plastic	X			C
SSF-41	.780	4-3/4	1-1/8	1-3/16	22	A.O. Smith / Century	plastic				A
LEF-619	.784	8-3/8	1	1-3/4	12	Leeson	plastic	X			B
CF-5460	.790	4-15/16	9/16	1	13	A.O. Smith / Century	aluminum				D
DOF-23	.790 X .530	7-3/4	1-1/2	1-1/16	12	Doerr	plastic				E
BAF-2185	.791	8-1/2	1-1/16	1-3/4	8	Baldor	metal			X	G
SSF-44	.810	5-3/8	1-5/16	1-3/16	11	A.O. Smith / Century	plastic				H
WGF-8708	.844	5-3/8	15/16	1-1/16	13	Weg 0800.0573	plastic				I
DOF-1030	.875	5-1/4	1-3/16	1-1/4	12	Doerr 12A073370300	plastic				D
BAF-2026	.875	6-3/8	3/4	1-1/4	7	Baldor	plastic	X	X		F
F-30 + H-344	.875	6-1/2	1-3/16		12	fan + hub	plastic		X		C
USF-360240	.875	6-3/4	1-1/4	1-1/8	8	U.S. Motors	plastic	X			K
F-40 + H-344	.875	6-3/4	1-1/4		12	fan + hub	plastic		X		C
USF-360985	.875	8	1-3/8	1-1/8	8	U.S. Motors	plastic	X			K
F-50 + H-564	.875	8-1/4	1-5/8		12	fan + hub	plastic		X		C
BAF-2190	.875	5-1/4	1-1/8	1-3/8	10	Baldor	plastic	X			F
FF-186	.875	5-1/4	1-5/16	1-1/8	12	Franklin	aluminum				D
USF-399405	.875	9	1-5/8	1-1/4	14	U.S. Motors	plastic	X	key		N
F-60 + H-564	.875	9-5/8	2-1/16		12	fan + hub	plastic		X		C
LEF-624	.885	8-3/8	1	1-5/16	11	Leeson	plastic		key		O




Part #	I.D.	O.D.	Height	Hub O.D.	# Of Fins	Reference	Material	Clamp	Keyway	Set Screw	Type
BAF-209	.900	7	1-1/8	1-3/8	10	Baldor	plastic	X			G
BAF-2045	.908	7	1-1/8	1-5/8	8	Baldor	metal			X	E
BAF-2195	.910	5	3/4	1-1/4	7	Baldor	plastic	X	X		G
WGF-8705	.910	7	1-9/16	1-3/16	13	Weg 0800.1014	plastic				K
LSF-182	.930	7	1-1/16	1-1/8	7	Leroy Somer HC70A60	plastic				O
LSF-184	.930	7-3/4	1-3/8	1-1/8	7	Leroy Somer HC70A70	plastic				O
MF-359	.937	8-1/8	1-1/2	1-3/16	11	Marathon	plastic		key		B
MF-357	.937	9	1-1/2	1-3/16	11	Marathon	plastic		key		B
MF-364	.937	9	1-5/8	1-3/4	14	Marathon	aluminum	X			D
BAF-204	.984	8-1/2	1-1/16	1-3/4	8	Baldor	metal			X	E
BAF-206	.985	10-1/4	2-3/8	2-5/8	8	Baldor	aluminum			X	F
BAF-2085	.988	6-3/8	3/4	1-1/4	7	Baldor	plastic	X	X		G
SSF-46	1.000	5-3/8	1-3/16	1-3/8	11	A.O. Smith / Century	plastic				H
SSF-43	1.000	5-3/8	1-5/16	1-1/4	11	A.O. Smith / Century	plastic				H
CF-5465	1.062	5-3/8	7/8	1-9/16	13	A.O. Smith / Century	aluminum				J
FF-2903	1.100	5-3/16	1-1/8	1-5/16	12	Bluffton Motor	plastic				H
WGF-8712	1.100	5-7/8	1-1/2	1-3/8	13	Weg 0800.1138	plastic				K
F-70 + H-780	1.110	11-5/8	2-1/8		12	fan + hub	plastic		X		C
F-80 + H-780	1.110	13-1/16	2-1/8		12	fan + hub	plastic		X		C
SSF-47	1.120	5-3/8	1-5/16	1-1/2	11	A.O. Smith / Century	plastic				H
WGF-8702	1.120	7-1/2	1-9/16	1-7/16	13	Weg	plastic				K
USF-360276	1.125	6-3/4	1-1/4	1-1/4	8	U.S. Motors	plastic	X	X		L
F-50 + H-565	1.125	8-1/4	1-5/8		12	fan + hub	plastic		X		C
LEF-627	1.125	9-1/4	1-1/8	1-9/16	11	Leeson	plastic		key		M
USF-378427	1.125	9-3/8	1-1/2	1-3/8	8	U.S. Motors	plastic	X			N
F-60 + H-565	1.125	9-5/8	2-1/16		12	Baldor	plastic		X		C
BAF-2197	1.174	5-1/4	1-1/16	2-3/8	11	Baldor	plastic	X	X		G
BAF-2192	1.174	5-3/4	5/8	2-1/8	10	Baldor	aluminum			X	P

Fan Listing

2012



Part #	I.D.	O.D.	Height	Hub O.D.	# Of Fins	Reference	Material	Clamp	Keyway	Set Screw	Type
BAF-2095	1.174	7	1-1/8	1-1/2	10	Baldor	plastic	X	X		G
BAF-205	1.174	8-1/2	1-1/16	1-3/4	8	Baldor	metal			X	O
BAF-2194	1.174	9	1-1/16	2-3/8	11	Baldor	plastic	X	X		G
USF-904792	1.180	7-3/8	1	1-5/8	13	U.S. Motors	plastic				P
WGF-8703	1.190	9	1-5/8	1-1/2	13	Weg 0800.1332	plastic				B
WGF-8713	1.200	6-3/4	1-1/2	1-1/2	10	Weg	plastic				A
USF-347273	1.250	9	1-1/2	1-1/2	14	U.S. Motors	plastic	X			D
USF-347274	1.250	10-1/2	1-3/4	1-9/16	14	U.S. Motors	plastic	X			D
USF-171602	1.250	11	2-3/16	1-5/8	14	U.S. Motors	plastic	X			D
LSF-2131	1.300	7-7/8	1-3/4	1-7/16	7	Leroy Somer, exterior hub	plastic		X		E
LSF-215	1.300	9-1/2	1-5/8	1-11/16	7	Leroy Somer HC70A80	plastic		X		E
LEF-618	1.320	6-1/2	7/8	1-9/16	11	Leeson	plastic				F
WGF-8721	1.339	5-1/4	1-3/8	1-5/8	9	Weg 0800.6814	plastic				A
BAF-215	1.360	8-1/2	1	1-7/8	10	Baldor	plastic	X	X		G
BAF-2193	1.375	7-1/4	5/8	2-1/4	9	Baldor	aluminum			X	H
MF-361	1.375	8	1-9/16	2-1/8	11	Marathon	plastic	X	X		I
MF-366	1.375	8-1/8	1-1/2	1-5/8	11	Marathon	plastic		key		J
USF-370427	1.375	8-1/4	2-1/8	1-3/8	14	U.S. Motors	plastic	X	key		D
F-50 + H-566	1.375	8-1/4	1-5/8		12	fan + hub	plastic		X		C
F-60 + H-566	1.375	9-5/8	2-1/16		12	fan + hub	plastic		X		C
MF-358	1.375	11	1-13/16	2-1/8	11	Marathon	plastic	X	X		I
USF-370428	1.375	11	2-1/8	1-7/16	14	U.S. Motors	plastic	X	key		L
F-70 + H-786	1.375	11-5/8	2-1/8		12	fan + hub	plastic		X		C
F-80 + H-786	1.375	13-1/16	2-1/8		12	fan + hub	plastic		X		C
WGF-8722	1.378	7-1/4	1-1/2	1-9/16	10	Weg 0380.1322	plastic				Q
BAF-2065	1.400	10-1/4	2-3/8	2-5/8	8	Baldor	aluminum			X	K
BAF-2186	1.420	5-5/8	5/8	1-1/2	12	Baldor	metal				N
BAF-2102	1.420	6-1/2	3/4	1-9/16	12	Baldor	metal				N
BAF-2199	1.505	7	1-1/16	2-5/16	11	Baldor	plastic	X	X		G
BAF-211	1.505	10-3/4	1-5/8	2-5/8	11	Baldor	plastic	X	X		G



Part #	I.D.	O.D.	Height	Hub O.D.	# Of Fins	Reference	Material	Clamp	Keyway	Set Screw	Type
LSF-1215510	1.525	11	2	1-3/4	7	Leroy Somer	plastic		X		N
LSF-141520	1.555	9-7/8	2-5/8	1-13/16	7	Leroy Somer	plastic		X		B
BAF-2103	1.600	6-1/2	3/4	1.700	12	Baldor	metal				A
BAF-210	1.600	8	1-1/4	1-3/4	10	Baldor	metal				A
F-70 + H-787	1.625	11-5/8	2-1/8		12	fan + hub	plastic		X		C
F-80 + H-787	1.625	13-1/16	2-1/8		12	fan + hub	plastic		X		C
LSF-2541	1.700 X 1.570	8-7/8	1-7/8	13/16	7	Leroy Somer, Spline	plastic		X		D
BAF-2189	1.700	10-1/4	1-3/4	2-7/16	11	Baldor	plastic	X	X		E
BAF-212	1.700	11-7/8	2	2-3/8	10	Baldor	plastic	X	X		E
WGF-8714	1.730	5-7/8	1-3/4	2	9	Weg	plastic				F
WGF-8704	1.730	9	1-7/8	2-1/8	9	Weg 6854.2485	plastic				F
MF-363	1.850	8	1-5/8	2-5/8	16	Marathon	aluminum				G
BAF-2200	1.875	8-3/4	1-3/4	2-5/8	9	Baldor / Reliance	plastic		X		O
USF-362254	1.875	13-1/4	2	2	12	U.S. Motors	plastic	X	X		H
F-70 + H-788	1.875	11-5/8	2-1/8		12	fan + hub	plastic		X		C
F-80 + H-788	1.875	13-1/16	2-1/8		12	fan + hub	plastic		X		C
LSF-2561	1.930	12	2-3/8	2-1/8	7	Leroy Somer, Spline	plastic		X		I
WGF-8717	1.975	5-15/16	1-7/8	2-3/8	9	Weg 6524.7380	plastic				F
WGF-8718	2.000	9-1/8	1-13/16	2-3/8	9	6854.2487 / 6524.7720	plastic				F
BAF-213	2.000	13-1/4	2-1/4	3	10	Baldor	plastic		X		E
LSF-254	2.100	10	2-1/4	2-5/16	7	Leroy Somer, Spline	plastic		X		D
USF-375606	2.125	8-1/2	2-1/8	2-1/2	16	U.S. Motors	plastic	X	X		J
BAF-218	2.125	13-1/4	2-3/4	3-1/4	15	Baldor	plastic		X		K
MF-367	2.250	17	2-1/8	3	13	Marathon	plastic		X		L
CF-5485	2.350	7-5/8	1-1/4	3	11	A.O. Smith / Century	aluminum				M
BAF-214	2.375	13-3/8	2-3/4	3-3/8	15	Baldor	plastic		X		K

FS-30

1 set of contacts 1/4" diameter
for 1/2 & 3/4hp

FS-235

2 sets of contacts 1/4" diameter

FS-236

2 sets of contacts 3/8" diameter




mounting holes : 1-1/2 x 2-1/2 c.c.

FS-24

3 sets of contacts 1/4" diameter

FS-37

3 sets of contacts 3/8" diameter



mounting holes : 1-1/2 x 2-1/2 c.c.

FS-36

1 set of contacts 1/4" diameter
top : 5 quick connects
bottom : 7 quick connects, 2 bolts

FS-361

1 set of contacts 1/4" diameter
top : 4 quick connects
bottom : 4 quick connects, 2 bolts

FS-365

1 set of contacts 1/4" diameter
top : 5 quick connects
bottom : 6 quick connects, 3 bolts



mounting holes : 3-1/4" c.c.

FS-367



with resistor for ice cream machine
2 set of contacts 3/8" diameter
mounting holes : 1-1/2 x 2-1/2 c.-c.

FS-27



1 set of contacts 1/4" diameter
mounting holes : 3-1/8" c.-c.

FS-275




2 sets of contacts
mounting holes : 3-3/16" c.-c.

FS-278



2 sets of contacts
mounting holes : 3-3/16" c.-c.

Solid State Starting Switch



order by 9 digit number on switch

FS-39



2 sets of contacts
mounting holes : 3-1/4" c.-c.

FS-38



voltage change switch

FS-28



sump pump switch

FS-276




1 set of contacts, made by TORQ
mounting holes : 2-5/8" c.-c. hole dia. 1-7/8"
top : 5 quick connects
bottom : 8 quick connects, 2 bolts

FS-279



2 sets of contacts on 1 arm
mounting holes : 2-5/8" c.-c.
plate size : 2-1/2 x 3-1/2, hole : 1-9/16

FS-277



3 sets of contacts, made by TORQ
mounting holes : 2-5/8" c.-c. hole dia. 1-7/8"
top : 10 quick connects
bottom : 9 quick connects, 3 bolts

FS-366



2 sets of contacts, 1 nc, 2 no
mounting holes : 3-3/8" c.-c.
ref : Coastal Spa

FS-268



top : 3 quick connects, 3 bolts
bottom : 3 quick connects
mounting holes : 3-3/16" c.-c.

FS-26

top : 5 quick connects, 3 bolts
bottom : 3 quick connects

FS-261

top : 3 quick connects, 3 bolts
bottom : 3 quick connects

FS-265

top : 6 quick connects, 3 bolts
bottom : 3 quick connects



mounting holes : 3-3/16" c.-c.

FS-266



top : 7 quick connects, 2 bolts
bottom : 3 quick connects
mounting holes : 3-3/16" c.-c.

Part #	I.D.	rpm
FSM62-17	3/4	1725
FSM63-34	7/8	3450
FSM64-2	3/4	3450/1725
FSM66-2	3/4	1725/1140

Part #	I.D.	rpm
FSM57-17	3/4	1725
FSM58-34	3/4	3450
FSM65-2	3/4	3450/1725



oval spool 2-3/8 X 2-1/2



round spool 2-1/4 o.d.

RCR7-240



dry run capacitor, 7.5mfd 240V
1-7/16 x 2-3/4

FR-154



4CR-1-636 Klixon relay
replaces old FR-151 4CR-45-636

FBB-6203



6203 bearing c/w welded balls

AR-705



rubber mount 1-11/16 x 2-1/2 x 3/8

FI-46



rubber bearing insert for 608 bearing

275 437 107



toggle switch, on-off double throw
12A, 250VAC / 17A, 125VAC / 1HP, 250VAC
1/4" quick connects

FSB-19



6" switch endbell, open, bearing size 6203

FSB-138



5-3/8" switch endbell, open bearing size 6203, c/w grounding clamp

FDB-15



6" drive endbell, open, bearing size 6203

FDB-16



6" drive endbell, TE, bearing size 6203

FDB-20



6" C-flange, open, bearing size 6304

FDB-21



6" C-flange, TE, bearing size 6203

FDB-107



6" non-drive endbell, TE, bearing size 6203

FF-19



plastic cooling fan, 5/8 x 6-1/2, side pin

FF-186



aluminum internal fan, 7/8 x 5-1/4

FF-2901 .745" I.D.
FF-2903 1.100" I.D.



plastic fan 5-3/16 o.d.

FTC-65 Mtg. Holes 3-1/8 C.-C.
FTC-67 Mtg. Holes 2-3/4 C.-C.



terminal cover

FRB-49 for 6203 Bearing
FRB-50 for 6304 Bearing



bearing retainer

FB-42 1/4"
FB-43 5/16"



self-aligning bearing kit

FB-45



self-aligning bearing
 1/2 x 13/16 x 9/16 long

WS-7 1/2"
WS-8 5/8"




water slinger

Part #	Franklin #	Volts	HP
FR-101	155 031 101	115	1/3 - 1/2
FR-102	155 031 102	230	1/3 - 5
FR-103	155 031 103	208	1/3 - 5
FR-104	155 031 601	230	5 & larger




Voltage Relay

Part #	Franklin #	Volts	HP
FRK-901	305 102 901	115	1/3 - 1/2
FRK-902	305 102 902	230	1/3 - 5
FRK-903	305 102 903	208	1/3 - 5



Voltage Relay Kit

Part #	Volts	HP
305 100 901	115	1/3
305 100 902	230	1/3
305 100 903	115	1/2
305 100 904	230	1/2
305 100 905	230	3/4
305 100 906	230	1



Overload Relay Kit

Part #	Franklin #	Volts	HP	mfd
FCO-973	151 033 973	115	1/3	151 - 191
FCO-974	151 033 974	230	1/3	44 - 53
FCO-975	151 033 975	115	1/2	250 - 300
FCO-976	151 033 976	230	1/2	59 - 71
FCO-978	151 033 978	230	3/4	86 - 103
FCO-979	151 033 979	230	1	105 - 126
FCO-980	151 033 980	230	1-1/2	105 - 126

Part #	Volts	HP	mfd
275 464 125	115	1/3	159 - 191
275 464 126	230	1/3	43 - 53
275 464 201	115	1/2	250 - 300
275 464 105	230	1/2	59 - 71
275 464 118	230	3/4	86 - 103
275 464 113	230	1	105 - 126



Start Capacitor Overload Assembly
2-1/16 x 4-3/8



2-1/16 x 4-3/8 Long Start Capacitor

GS-301S



Torq switch (sub for GS-301)
1 set of contacts, mounting holes : 2-1/4 c.-c.

GS-302



1 set of contacts
mounting holes : 1-7/8 c.-c.


GS-303



1 set of contacts
mounting holes : 1-7/8 c.-c.

GS-300


(Switch)



1 set of contacts
mounting holes : 2-5/8 c.-c.

GS-325

(Switch)



1 set of contacts
mounting holes : 2-15/16 c.-c.

GS-300K


(Switch)



includes terminal kit, 1 set of contacts
mounting holes : 2-5/8 c.-c.

GS-325K

(Switch)



includes terminal kit, 1 set of contacts
mounting holes : 2-15/16 c.-c.

GS-311



includes terminal kit, 1 set of contacts
mounting holes : 2-7/8 c.-c.

GS-312



includes terminal kit, 1 set of contacts
mounting holes : 3-5/8 x 2-5/8 c.-c.

GS-313



includes terminal kit, 3 sets of contacts
mounting holes : 3-5/8 x 2-5/8 c.-c.

GS-3135



includes terminal kit, 2 sets of contacts
mounting holes : 3-5/8 x 2-5/8 c.-c.

GS-310



2 sets of contacts
 mounting holes : 2-3/4 & 3-3/8 c.-c.
 plate size : 3-7/8 x 3-1/4, hole I.D. : 2-1/4

GS-385



dryer switch, mounting holes : 2-5/8 c.-c.
 top : 5 quick connects
 bottom : 3 quick connects


GS-3015



sump pump switch, 1 set of contacts
 mounting holes : 2-7/8 c.-c. 2 quick connects


GS-3650

(This Switch Is Submersed In Oil)



2 sets of contacts, normally open
 mounting holes : 3-5/8 c.-c.
 top : 3 quick connects
 bottom : 9 quick connects, 2 bolts

GS-3651



1 set of contacts, mounting holes : 3-5/8 c.-c.
 top : 3 quick connects
 bottom : 9 quick connects, 2 bolts

GS-3655



3 sets of contacts (2 open, 1 closed)
 mounting holes : 3-5/8 c.-c.
 top : 3 quick connects
 bottom : 13 quick connects, 3 bolts

GS-3652



1 set of contacts
 mounting holes : 2-5/16 C.-C.
 bottom : 2 quick connects

GS-3657X




1 set of contacts
 top : 0 quick connects
 bottom : 6 quick connects

GS-3656



3 sets of contacts (2 open, 1 closed)
 mounting holes : 2-5/16 c.-c.
 bottom : 5 quick connects

GSK-1000



1725 rpm rotating mechanism / stationary switch kit
mounting holes on switch : 3" c.-c. plastic spool o.d. 2-7/8

R-9719



reversing switch
mounting holes : 1-1/4 & 3-9/16 c.-c.

Part #	Backplate I.D.	Spool		rpm
		I.D.	O.D.	
GSM490-17	.869	1-1/8	2-1/4	1725
GSM480-17	1.127	1-3/4	2-7/8	1725
GSM486-17	1-352	1-3/4	3-1/4	1725
GSM488-17	1.605	1-3/4	3-1/4	1725



syncrosnap

GSM495-17 1725 rpm



1/2" I.D. 2" spool O.D.

GSM494-17 1725 rpm GSM496-34 3450 rpm GSM497-2 3450/1725 rpm



.670" I.D. 2" spool O.D.

GSM464-17 1725 rpm GSM465-11 1725/1140 rpm GSM466-8 1725/850 rpm



3/4" I.D. 1-7/8" spool O.D.

GEB-3000



GE # 625A589ACP1
graphite brush, bevelled top
3/8 x 5/8 x 1-1/8 long

GEB-3025



GE # 36A167400AAP1, carbon brush
3/8 x 1 x 1-1/8 long

GEB-3005



GE # 625A649AK5, carbon brush
1/2 x 5/8 x 1-7/16 long

GEB-3050



GE # 894A506P01
carbon brush
3/8 x 1 x 1-1/4 long



GEB-3085 carbon split brush
GE # 36A167402AAP04
3/4 x 1-1/4 x 2 long metal slide



GEB-3040 graphite split brush
GE # 893A643AA001
5/8 x 1/2 x 2 long

GEB-3060 carbon split brush
GE # 36A167402AA002
3/4 x 1-1/4 x 2 long red top

GEB-3020 carbon split brush
GE # 36A167401AA8
5/8 x 7/8 x 1-1/2 long

GEB-3035



GE # 625A637AA1
carbon brush
1/8 x 1/4 x 7/16 long



GEB-3055 graphite brush
GE # 625A619CA006
1/4 X 3/8 X 7/8 long

GEB-3030 graphite brush
GE # 625A682CA1
1/4 x 1/2 x 7/8 long

GEB-3090 carbon brush
GE # 625A676HA1
5/16 x 3/8 x 3/4 long

GEB-3105 carbon brush
GE # 625A651CA001
3/8 x 5/8 x 15/16 long

GEB-3010 graphite brush
GE # 625A600AB08
1/2 x 1/2 x 7/8 long



GEB-3070 carbon split brush
GE # 36A164456AAP21
5/8 x 1-1/4 x 2-1/8 long

GEB-3125 carbon split brush
GE # 36A164451ABP18
3/4 x 1-1/2 x 2-3/8 long

GEB-3080 carbon split brush
GE # 36A164452AA21
7/8 x 1-1/2 x 3 long



Bushings

Part #		I.D.	O.D.	Length
GB-425	not reamed	1/2	5/8	5/8
GB-426	reamed	1/2	5/8	5/8
GB-427	not reamed	1/2	5/8	13/16
GB-428	reamed	1/2	5/8	13/16
GB-429	not reamed	5/8	3/4	13/16
GB-430	reamed	5/8	3/4	13/16

GA-436



1/2 to 5/8 shaft adapter
c/w key

GA-435



5/8 to 3/4 shaft adapter

GR-441



grounded rubber mount (solid)
1-7/8 x 2-1/2 x 3/8

GR-4465



rubber mount (pair)
1-5/8 x 2-1/4 x 5/16

GR-4411 1-3/4 x 2-1/2 x 3/8
GR-4412 1-9/16 x 2-1/4 x 5/16




rubber mount - 16 slots

GF-416 1/2" x 4-3/4"
GF-417 5/8" x 4-3/4"
GF-419 5/8" x 5-3/4"



plastic external cooling fan

GF-422



plastic cooling fan, 2 flats on I.D.
.660 x 5-5/16

GSB-3435



6-1/2" switch endbell, open
c/w 5/8" reamed bushing

GF-439



felt wick
5/16 x 3/4

GF-4396



felt wick
1/2 x 5/8 x 5-1/8

GF-4398



felt wick
3/4 x 5/8 x 5/16

Series 45



221101-03

(REF. # 2-1859)
brush 1/4 x 5/8 x 5/8 long



BCAP-249

brush cap 7/8" O.D.

Series 46



221081-04

(REF. # 16-109)
brush 3/8 x 3/4 x 1-1/8 long



221081-08

brush spring 5/8 x 1-1/16

Series 65



221102-02

(REF. # 2-1866)
brush 3/8 x 3/4 x 11/16 long



BCAP-249

brush cap 7/8" O.D.

Series 66



221081-10

(REF. # 16-123)
brush 3/8 x 1 x 1-1/2 long



221081-13


(ref. # SPR-476)
brush spring 7/8 x 1-7/16

LES-600 (Leeson switch, plastic)
DOS-1 (switch, fibre board)




1 set of contacts
 mounting holes : 2-11/16 C.-C.
 plate size : 3-3/8 x 2-1/2

DOS-190 (Torq switch, plastic)
DOS-19 (switch, fibre board)




2 sets of contacts
 mounting holes : 2-11/16 C.-C.
 plate size : 3-3/8 x 2-1/2

LES-602 (Torq switch, plastic)
DOS-25 (switch, fibre board)



2 sets of contacts
 mounting holes : 2-11/16 C.-C.
 plate size : 3-3/8 x 3

GS-310 (Torq switch, plastic)
DOS-15 (switch, fibre board)



2 sets of contacts
 mounting holes : 2-3/4 & 3-3/8 C.-C.
 backplate : 3-1/4 x 3-13/16
 hole : 2-1/4

BAS-251



2 sets of contacts
 mounting holes : 2-1/2 C.-C.

LEB-620



motor base
 base size : 6-1/2 x 4
 mounting holes : 4-7/8 x 3

Rotating Mechanisms

Part #	rpm	I.D.	O.D.	Fig
LESM610-34	3450	.737	2-1/4	1
LESM615-34	3450	.737	2-1/4	2
LESM611-17	1725	.737	2-1/4	1
LESM616-17	1725	.737	2-1/4	2
LESM612-17	1725	.869	2-3/4	1
LESM613-11	1140	.737	2-1/4	1
LESM619-17	1725	1.125	3	1
LESM617-17	1725	1.325	2-7/8	1
LESM614-11	1140	1.325	2-7/8	1



Fig. 1



Fig.2



Type A plastic, flatted hole **Type B** plastic, keyway **Type C** plastic, key **Type D** plastic **TYPE E** metal



Part #	I.D."	O.D."	Type
LEF-622	7/16 x 5/8	4-3/4	A
LEF-615	7/16 x 5/8	5	A
LEF-616	7/16 x 5/8	6	A
MF-3691	9/16 x 5/8	5	F
LEF-623	.750	5	E
LEF-619	.784	8-3/8	B
LEF-624	.885	8-3/8	C
LEF-627	1.125	9-1/4	C
LEF-618	1.320	6-1/2	D

Type F plastic, flatted hole

3/8" x 1-1/4" x 1-1/4" Graphite

LB-1 90VDC 1/4" slot .075 shunt diameter
LB-15 12 & 24VDC 3/8" slot .125 shunt diameter
LB-12 180VDC 1/4" slot .125 shunt diameter

LB-3

graphite brush
3/8 x .780 x 13/16

LB-5

graphite brush
5/16 x 7/8 x 1-1/4

LB-6 Carbon
LB-7 Graphite

5/16 x 5/16 x 1/2

B-113

graphite brush
5/16 x 1-1/4 x 1-1/4

YP00501

carbon brush
5/16 x 7/8 x 1-1/4

LBS-20

brush spring
3/8 x 1-1/4

LBS-21 1/4" wide
LBS-22 3/8" wide

brush spring
15/16" long

LBS-23

brush clip



Fig. 1



Fig. 2



Fig. 4



Fig. 5



Fig. 6



Fig. 7

Part #	I.D."	O.D."	Height	Fig	# on Fan
LSF-56	.620	5-1/2	7/8	1	414185 / HC70A40
LSF143-5	.725	6-1/4	1-3/16	1	514102/1 / HC70A51
LSF-182	.930	7	1-1/16	1	614102 / HC70A60
LSF-184	.930	7-3/4	1-3/8	1	714102 / HC70A70
LSF-215	1.310	9-1/2	1-5/8	1	814161 / HC70A80
* LSF-1215510	1.525	11	2	4	1215510
LSF-141520	1.555	9-7/8	2-5/8	7	141520
* LSF-2541	1.700	8-7/8	1-7/8	6	800014601
* LSF-2561	1.930	12	2-3/8	2	14122010
* LSF-254	2.110	10	2-1/4	6	160116

* spline shaft

- other fans available, please supply nameplate info

LSSB-800 Carbon
LSSB-8020 Graphite



5/16 x 5/8 x 7/8

LSSB-8010



1/4 x 5/8 x 7/8 graphite

EB-152 Carbon
BP5000T15 Graphite



3/8 x 3/4 x 1

Features

- UL Recognized
- Internal Grounding Screw
- Dustproof, Oil Tight, Water Resistant
- Temperature Range -15C. - +70C.
- Contact Arrangement, 2 Circuits : 1 N.O., 1 N.C.
- Max Operating Frequency 120 Mechanical Operations
30 Electrical Operations

RCM400



standard roller lever
body : 1-1/8 x 3-1/4
5A @ 125/250VAC, 0.4A 115VDC

RCM401



4" adjustable length roller lever
body : 1-1/8 x 3-1/4
5A @ 125/250VAC, 0.4A 115VDC

RCM402



5" adjustable rod lever
body : 1-1/8 x 3-1/4
5A @ 125/250VAC, 0.4A 115VDC

RCM403



3-1/4" coil spring rod
body : 1-1/8 x 3-1/4
5A @ 125/250VAC, 0.4A 115VDC

RCM404



3-1/4" coil spring rod (plastic top)
body : 1-1/8 x 3-1/4
5A @ 125/250VAC, 0.4A 115VDC

RCL301



standard roller lever
body:1-5/8 X 2-7/8, 10A @ 125, 240, 480 or
600VAC, 0.8A 125VDC , 0.4A 250VDC
1/2" conduit opening

RCL303



4" adjustable length roller lever
body:1-5/8 x 2-7/8, 10A @ 125, 240, 480 or
600VAC, 0.8A 125VDC , 0.4A 250VDC
1/2" conduit opening

RCL305



6-1/4" adjustable rod lever
body:1-5/8 x 2-7/8, 10A @ 125, 240, 480 or
600VAC, 0.8A 125VDC , 0.4A 250VDC
1/2" conduit opening

RCL306




4-1/2" wobble head coil spring rod
body:1-5/8 x 2-7/8, 10A @ 125, 240, 480 or
600VAC, 0.8A 125VDC , 0.4A 250VDC
1/2" conduit opening

MS-3




1 set of contacts
mounting holes : 1-13/16 x 1-13/16 c.-c.

MS-7




4 sets of contacts
mounting holes : 2-11/16 c.-c.

MS-27




2 sets of contacts (1 open, 1 closed)
mounting holes : 2-3/8 c.-c.

MS-25




1 set of contacts
mounting holes : 4-3/8 c.-c.

GS-310 (TORQ Switch, Plastic)
DOS-15 (Switch, Fibre Board)



2 sets of contacts
mounting holes : 2-3/4 & 3-3/8 c.-c.
backplate : 3-1/4 x 3-13/16
hole : 2-1/4"

MS-24-TORQ




4 sets of contacts
replaces MS-24S
mounting holes : 4-1/4 x 4-7/8 c.-c.

MS-26



2 sets of contacts
mounting holes : 4-1/4 c.-c.

MS-28



1 set of contacts normally closed
mounting holes : 4-3/8 c.-c.
top : 10 quick connects, 2 bolts
bottom : 5 quick connects

MS-30



1 set of contacts normally open
mounting holes : 4-3/8 c.-c.
top : 13 quick connects, 2 bolts
bottom : 2 quick connects

MS-31



1 set of contacts normally open
mounting holes : 2-15/16 & 2-7/8 c.-c.
top : 14 quick connects, 2 bolts
bottom : 3 quick connects

MS-33



1 set of contacts normally closed
mounting holes : 2-15/16 & 2-7/8 c.-c.
top : 11 quick connects, 3 bolts
bottom : 4 quick connects

MR-54 1-5/8 x 2-1/2 x 5/16



rubber mount (pair)

GR-4465 1-5/8 x 2-1/4 x 5/16
MR-53 1-11/16 x 2-1/2 x 3/8



rubber mount (pair)

MR-52 2-1/2 O.D. 5/16 THICK
MR-56 2-1/4 O.D. 5/16 THICK



rubber mount (pair)

Sleeve Bearing Not Reamed



Part #	I.D."	O.D."	Length
MB-62	1/2	.622	19/32
* MB-60	1/2	.622	13/16
MB-64	.648	.790	5/8

* babbitt on bronze

6311420



5.5" TE drive endbell
brg size :6203

Rotating Mechanisms

Part #	RPM	Fig.	I.D."	Spool O.D."
MSM50-17	1725	1	.760	1-7/8
MSM49-34	3450	2	1.125	2-7/8
MSM55-17	1725	1	1.350	2-7/8
MSM54-34	3450	1	1.350	2-7/8
MSM45-34	3450	2	1.475	2-7/8
MSM46-17	1725	2	1.475	2-7/8
MSM47-11	1140	2	1.475	2-7/8




Fig. 1



Fig. 2

Part #	RPM	I.D."	"A"	# Of Notches
MSM60-17	1725	.669	1.125	4
MSM59-17	1725	.669	1.375	3
MSM72-46	1725/1140	.669	1.375	3
MSM57-34	3450	.669	1.375	3
MSM71-34	3450	.669	1.375	2



1.850" Spool O.D.

MF-350 5/8 x 8-1/4
MF-364 15/16 x 9



aluminum external cooling fan

MF-361 1-3/8 x 8
MF-358 1-3/8 x 11



plastic cooling fan

MF-356 .635 x 4-15/16



external plastic cooling fan

MF-368 15/16 x 5-7/8
MF-359 15/16 x 8-1/8
MF-357 15/16 x 9
MF-366 1-3/8 x 8-1/8



plastic external cooling fan
 with plastic key, no hose clamp included

MF-351 5/8 x 5-7/8 (flat hole)
MF-353 5/8 x 6 (flat hole)



external plastic cooling fan

MF-363 1.850" x 8"



aluminum internal cooling fan

MF-355



plastic cooling fan, 1/2 x 4-1/2

MF-367



plastic cooling fan
 2-1/4 x 17

MFC-1010 Gray
MFC-1030 Black



plastic fan cover, 7 x 2-1/8

MF-3691



plastic cooling fan, flat hole, 5/8" x 5

MFC-1060



plastic fan cover
 15-3/16 I.D. x 6 deep

MFC-1020



plastic fan cover, 6-3/16 I.D. X 1-3/4 deep

MFC-1050



plastic fan cover, 10-5/8 I.D. x 3-7/8 deep

OILER



Zoom-Spout oiler
14" telescoping spout
4 fl. oz., 12 bottles / case

TS-24



dustite switch
mounting holes : 1-5/8 x 7/8 C.-C.

TOS-1A


(Toshiba)



2 sets of contacts
mounting holes : 3" C.-C.

OS-6

(OHIO)



1 set of contacts
mounting holes : 2-1/8 C.-C., hole : 1-3/8
backplate : 2-3/8 x 2-9/16

VS-55



1 set of contacts
mounting holes : 2-13/16 C.-C.
plate I.D. : 2-1/4

VSM59-34 .635" I.D.



3450 rpm centrifugal mechanism
1-5/16 O.D. spool

VS-56



1 set of contacts
contacts on top part of plate
mounting holes : 1-7/8 & 1-1/16 C.-C.
plate I.D. : 1-11/16

VS-57



1 set of contacts
contact under the switch plate
mounting holes : 1-7/8 & 1-1/16 C.-C.
plate I.D. : 1-11/16

- UCB-4617** 3 x 4 x 2-1/2 deep
 - UCB-4618** 4 x 5 x 3 deep
 - UCB-4619** 5 x 7-1/2 x 4-1/2 deep
 - * **UCB-4620** 6 x 12 x 7 deep
- * no gasket or bolts available



terminal box c/w gaskets & bolts

KCS-11

(Kinaston-Conley)



1 set of contacts, top : 3 quick connects
mounting holes : 1-7/8 C.-C.

S-6013

(Off-Shore)



1 set of contacts
mounting holes : 2-1/16 C.-C.
plate : I.D. 7/8, O.D. 2-7/16

BRK-55



5.5" motor mounting bracket
heavy gauge sheet metal

Thru Bolts

Part #	Length	Thread
TB-053083	5-3/8	8-32
TB-074083	7-1/2	8-32
TB-085083	8-5/8	8-32
TB-087083	8-3/4	8-32
TB-091083	9-1/8	8-32
TB-095083	9-5/8	8-32
TB-100083	10	8-32
TB-112083	11-1/4	8-32
TB-065103	6-5/8	10-32
TB-071103	7-1/8	10-32
TB-076103	7-3/4	10-32
TB-086103	8-3/4	10-32
TB-091103	9-1/8	10-32
TB-096103	9-3/4	10-32
TB-106103	10-3/4	10-32
TB-112103	11-1/4	10-32
TB-067102	6-7/8	10-24
TB-073102	7-3/8	10-24
TB-076102	7-3/4	10-24
TB-082102	8-1/4	10-24
TB-083102	8-3/8	10-24
TB-086102	8-3/4	10-24
TB-101102	10-1/8	10-24



B-832



terminal bolt 8-32 x 3/4", 100 / pkg

N-1024 10-24 thread
N-1032 10-32 thread



hex nut 100 / pkg

MS-24



1/4" terminal 100 / pkg.

A-284



1 lb. Permawick

E-8



eyelets

150-WOC



Motowick 1/2 lb.

RS-12 1/2 x 6
RS-58 5/8 x 6
RS-60 5/8 x 2




plastic rainshield

RIVET-1 1/8" Dia.
RIVET-2 3/32" Dia.



nameplate rivets 100 / pkg.

NAME-1 1-9/16 x 2-11/16
NAME-2 1-3/4 x 3-1/2



aluminum nameplates

WA-3500



black electrical tape
sold in sleeves of 10 rolls

PB-600



start-stop, 600 volt / 10 amps
Nema 1 metal enclosure, CSA

PB-602




up-down-stop, 240 VAC max. / 5 amps
Nema 1 metal enclosure, CSA

LUBRICAP



grease fitting covers, bright red molded
rubber, internal lip holds cap in place & keeps
paint, cleaning fluid & dirt out

Rubber Vibration Insulators



Part #	A	B	C	D
RV-67805	1/4	1	3/4	1/2
RV-67804	5/16	1	1	5/8

Capacitor Testers

MA-65746
(Mars)



MFD-10
(Supco)



gives the mfd value on start & run capacitors from 1 to 10,000 mfd. also checks for open & shorted capacitors and detects weak capacitors

MRC-12C Clamp Style
MRC-12R Ring Terminal



Automatic Battery Charger

keeps battery at full charge - all winter long, worry free - just plug it in
won't burn out your battery
great for motorcycles, boats, snowmobiles RV's etc.

WIRE MARKERS



WM-1615-(indicate marker #)
aluminum 3-1/4" long, for 3/8" - 7/8" diameter leads, sold per 100



WMC-(indicate marker #)
cloth 1-1/2" long, 36 markers per card sold per card

MM-0-9



Mity Mark tape dispenser c/w tape rolls 0-9, replacement rolls available

TAG-100



Top View



Bottom View

repair tags, sold per 100
tag size : 3" x 8"

3M Tape Dispenser



3MSTD-0-9
tape dispenser c/w tape rolls 0-9



WM-3M (indicate #)
replacement rolls, indicate which # when ordering

Flexible Strip Heaters

Part #	Watts	Volts	Size
HEAT-251	25	120	1" X 5"
HEAT-252	25	240	1" X 5"
HEAT-501	50	120	1" X 10"
HEAT-502	50	240	1" X 10"
HEAT-751	75	120	1" X 15"
HEAT-752	75	240	1" X 15"
HEAT-1001	100	120	1" X 20"
HEAT-1002	100	240	1" X 20"
HEAT-1251	125	120	1" X 25"
HEAT-1501	150	120	2" X 15"
HEAT-1502	150	240	2" X 15"
HEAT-2001	200	120	2" X 20"
HEAT-2002	200	240	2" X 20"
HEAT-2501	250	120	2" X 25"
HEAT-2502	250	240	2" X 25"



Install these flexible silicone rubber strip heaters to prevent condensation from building up in motors. They are installed under the end turns in the stator shell and are rated at 5 watts per inch of length.
size : .055" thick

Motor Speed Controls


- typical applications : fans, air conditioners, fireplace blowers, attic fans humidifiers, ventilators, ceiling fans, range hoods, etc.
- designed to fit standard 2" x 4" electrical wall box
- solid state, U.L. & CSA approved
- full wave phase control circuitry minimizes power loss
- infinite variable speed adjustment permits individual selection of air volume, motor speed, and noise level

MC-100F220V



2.5A 240V rating, knob & face plate included
plate size : 2-3/4 x 4-1/2

MC-100F



2.5A 120V rating, knob included

MC-100P



2.5A 120V rating, knob & face plate included
plate size : 2-3/4 x 4-1/2

MC-105F



5A 120V rating, knob & face plate included
plate size : 2-3/4 x 4-1/2

MC-105FR



5A rating 120V with reversing switch
knob & face plate included
plate size : 2-3/4 x 4-1/2

MC-150F



10A 120V rating, with heat sink
comes with knob & face plate
plate size : 2-3/4 x 4-1/2

MC-200F



15A 120V rating, with heat sink
comes with knob & face plate
plate size : 4-1/2 x 4-1/2

Motors - Vacuum

2012



Fig A
Thru-Flow Discharge

Fig E
Thru-Flow Discharge
Electrolux, with plate & gasket

Fig B
Peripheral Discharge

Fig C
Peripheral Discharge

Fig D
Tangential Discharge

PART #	Fig.	Diameter	Total Height	# Of Stages	Voltage	Max Amps	Bearings
116309-01	A	5.7	4-1/2	1	120	6.8	ball / ball
+ 116455-50	A	5.7	4-1/2	1	120	6.7	ball / sleeve
116310-00	A	5.7	4-5/8	1	240	4.2	ball / sleeve
116311-01	A	5.7	5-3/4	2	120	7.7	ball / ball
M09505E	E	5.7	6-1/8	2	120	7	ball / ball
116312-00	A	5.7	5-3/4	2	240	4.4	ball / sleeve
* 116757-13	B	5.7	6-5/8	2	120	7.9	ball / ball
* 116758-13	B	5.7	6-5/8	2	120	9.1	ball / ball
* 116763-13	B	5.7	7	2	120	11.3	ball / ball
116299	C	5.7	5-1/8	1	120	5.6	ball / sleeve
116196-00	C	5.7	5-5/16	1	120		ball / sleeve
116340-00	C	5.7	5-5/16	1	240		ball / sleeve
116336-01	C	5.7	6-3/8	2	120	8.0	ball / ball
116125-00	C	5.7	6-3/8	2	240	3.3	ball / sleeve
116392-01	D	5.7	6-9/16	2	120	8.6	ball / ball
116207-00	D	5.7	6-9/16	2	120	9.1	ball / ball
116472-00	D	5.7	7	2	120	11.7	ball / ball
* 116515-13	D	5.7	7-7/8	3	24	21.5	ball / ball
116513-13	D	5.7	7-5/8	3	36		ball / ball
116765-00	D	5.7	8	3	120	13.5	ball / ball
* 116765-13	D	5.7	8	3	120	13.5	ball / ball

* = epoxy coated fan cover

+ = thermally protected, automatic reset



Fig D
Tangential Discharge



Fig E
Peripheral Discharge

Part #	Fig	Diameter	Total Height	# of Stages	Voltage	Maximum Amps	Bearings
115334	D	7.2"	6-1/4	2	120	13.5	ball / ball
116103-00	D	7.2"	7-7/8	3	120	12.6	ball / ball
115330	E	7.2"	6-1/8	2	120	13.0	ball / ball
116118	E	7.2"	7-3/4	3	120	14.5	ball / ball

114787



7.5" diameter 120 volt
3 stage peripheral discharge
height : 9-1/8"
11.3 max. amps

Armature



armatures & parts readily available
please advise model #
armature shown is #215330 for
vacuum motors 115330 & 115334

Automatic Overloads For Belted Fan Motors

Part #	HP	Rpm	Volt	Amp	Fig	Type
TI-515	1/6	1725	115	5.2	TI	tie in
TI-510	1/3	1725	115	6.4	TI	tie in
TI-500	1/2	1725	115	8.2	TI	tie in
TI-510	1/3-1/8	1725/1140	115	7.1/4.5	TI	tie in
TI-500	1/2-1/6	1725/1140	115	8.4/4.2	TI	tie in
TI-510	1/3-1/15	1725/850	115	7.0/3.3	TI	tie in
TI-500	1/2-1/10	1725/850	115	8.2/4.0	TI	tie in
OA-100	1/4	1725	115	5.9	M	automatic
OA-105	1/3	1725	115	7.0	M	automatic
OA-110	1/2	1725	115	7.5	C	automatic
OA-125	1/2	1725/850	115	8.2/4.0	C	automatic
OA-130	1/4	1725/1140	115	6.0/2.5	M	automatic
OA-135	1/3	1725/1140	115	7.2/2.5	M	automatic
OA-140	1/2	1725/1140	115	8.2/4.2	M	automatic
OA-145	1/2	1725	115/230	8.8/4.4	M	automatic
OA-155	1	1725	115/230	16.0/8.0	M	automatic
OA-160	1	1725	115/230	16.0/8.0	C	automatic

Motor protectors should not be replaced by horsepower, amperage, or nameplate data alone.

The information shown on these pages was obtained from motors on which the original overload was found.

Intended As A Guide Only

If Klixon number is doubtful, please advise complete nameplate data.



Fig TI



Fig M 31/32" Diameter

Fig C 1-3/16" Diameter

Manual Overloads For Oil Burner Motors

Part #	HP	Rpm	Volt	Amp	Fig	Type
OM-800	1/8	1725	115	2.6	M	Manual
OM-816	1/6	3450	115	3.0	M	Manual



Fig M 31/32" Diameter

Common Overloads

- | | |
|------------|---------|
| CEG69FB | MEJ38RX |
| CEJ38CD | MEG61RX |
| CEJ51CA | MEG69RX |
| CEJ75ALH | MEJ55RB |
| CET71ABN | MEJ57CY |
| CET77TJ-16 | MEJ57RX |
| CRT00CB | MRF58JV |
| LED965 | MRJ59RX |
| LED972 | BEC2921 |

Manual Overloads For Open Drip Proof Motors

Part #	hp	rpm	Voltage	Amp	Fig	Type
OM-300	1/3	1725	115	6.4	M	manual
OM-305	1/2	1725	115/230	8.0	M	manual
OM-310	3/4	1725	115/230	12.0/6.0	M	manual
OM-320	1	1725	115/230	15.0/7.5	M	manual
OM-325	1/2	1725	115/230	8.4/4.2	C	manual
OM-330	3/4	3450	12.0/6.0	12.0/6.0	C	manual
OM-335	1	3450	115/230	14.0/7.0	C	manual
OM-340	1-1/2	3450	115/230	17.2/8.6	C	manual
OM-345	2	3450	115/230	24.0/12.0	C	manual
OM-350	5	3450	230	22	C	manual



FIG M 31/32" Diameter

FIG C 1-3/16" Diameter

Manual Overloads For TEFC Farm Duty Motors

Part #	hp	rpm	Voltage	Amp	Fig	Type
OM-450	1	1725	115/230	12.0/6.0	M	manual
OM-400	1/3	1725	115/230	6.4/3.2	C	manual
OM-405	1/2	1725	115/230	8.0/4.0	C	manual
OM-410	3/4	1725	115/230	12.0/6.0	C	manual
OM-415	1	1725	115/230	14.0/7.0	C	manual
OM-420	1-1/2	1725	115/230	17.2/8.6	C	manual
OM-425	3/4	3450	115/230	12.0/6.0	C	manual
OM-430	1	3450	115/230	14.0/7.0	C	manual
OM-435	1-1/2	3450	115/230	17.2/8.6	C	manual
OM-436	1-1/2	1725	115/230	15.4/7.7	B	manual



Fig C 1-3/16" Diameter

Fig B 1-9/16" Diameter

Fig L 1-7/8" Diameter

Automatic Overloads For Jet Pump Motors

Part #	hp	rpm	Voltage	Amp	Fig	Type
OA-630	1/3	3450	115/230	7.4/3.7	M	automatic
OA-605	1/2	3450	115/230	8.4/4.2	C	automatic
OA-610	3/4	3450	115/230	11.0/5.5	C	automatic
OA-620	1	3450	115/230	13.6/6.8	C	automatic
OA-625	1-1/2	3450	115/230	18.0/9.8	C	automatic
OA-647	2	3450	115/230	21.0/10.5	C	automatic
OA-650	2	3450	115/230	21.0/10.5	B	automatic
OA-655	3	3450	115/230	27.2/13.6	B	automatic



Fig M 31/32" Diameter

Fig C 1-3/16" Diameter

Fig B 1-9/16" Diameter



Automatic 3 Phase Overloads

Part #	Klixon #	hp	Amp	rpm	Voltage	# of Solder Lugs
OT-200	MWJ76AX	1/12	1.1	850	208	6
OT-205	MWH80KX	1/6	.4	1725	575	3
OT-205	MWH80KX	1/4	.5	1140	575	3
OT-200	MWJ76AX	1/3	.7	1725	480	6
OT-210	MWJ55KX	3/4	1.0	1725	575	6
OT-215	MWH38JX	3/4	2.9	1725	200	3
OT-210	MWJ55KX	1	1.7	860	575	6
OT-215	MWH38JX	1	4.0	1725	200	3
OT-335	MWH38WX	3	3.8	3450	575	3


Push Button Overloads



Body : 11/16 x 1-3/8 x 1-3/8

OM-581	1A
OM-582	2A
OM-583	3A
OM-584	4A
OM-585	5A
OM-586	6A
OM-587	7A
OM-588	8A
OM-5810	10A
OM-5812	12A
OM-460	15A
OM-461	20A
OM-462	25A
OM-463	30A

Button Style Thermal Protectors



Thermik's S05 style thermal protectors with normally closed contacts are attached or embedded within winding coils. This protector can be used on motors or other electrical and electronic devices up to and including class H insulation system requirements. 2000V insulation rating, 10A @ 250VAC contact rating.

Part #	Operating Temperature
THB-130	130 C.
THB-140	140 C.
THB-155	155 C.
THB-160	160 C.
THB-170	170 C.
THB-180	180 C.

* Other ratings available

Type Code Structure for Single Phase Phenolic Motor Protectors

The following is an explanation of the type code which appears on each standard KLIXON Phenolic motor protector. By using this code, it is possible to determine the following: size, type, of base, terminals, heater, disc and contacts type and operating temperature.

M R P 36 A X - 63

TERMINATIONS

Size	Base	Terminals	Heater	Disc & Contact	Operating Temperature																																																																																																																																													
M = 3/4" C = 1" B = 1-1/4" L = 1-1/2"	E = Eared commercial R = Round commercial C* = Round comm. cut down and cover G** = Eared comm. and cover S** = Round commercial and cover <small>* Only 1-1/2" applications ** Except 1-1/4" size which always has a cover. E & R designate this.</small>	F = 2 solder low cap H = 2 solder high cap K = 2 std screw low cap M = 2 std screw high cap P = 2 stub low cap T = 2 stub high cap G = 3 solder low cap J = 3 solder high cap L = 3 std screw cap O = 3 std screw high cap P = 3 stub low cap T = 3 stub high cap	Selected to satisfy application requirements	<table border="1"> <thead> <tr> <th rowspan="2"></th> <th colspan="2">3/4"</th> <th colspan="2">1"</th> </tr> <tr> <th>High Cap</th> <th>Low Cap</th> <th>High Cap</th> <th>Low Cap</th> </tr> </thead> <tbody> <tr><td>A</td><td>AC</td><td>F</td><td>C</td><td></td></tr> <tr><td>B</td><td>AD</td><td>G</td><td>D</td><td></td></tr> <tr><td>C</td><td>AE</td><td>J</td><td>E</td><td></td></tr> <tr><td>D</td><td>AF</td><td>L</td><td>H</td><td></td></tr> <tr><td>E</td><td>AG</td><td>O</td><td>I</td><td></td></tr> <tr><td>F</td><td>AH</td><td>AB</td><td>K</td><td></td></tr> <tr><td>I</td><td>AK</td><td>AE</td><td>W</td><td></td></tr> <tr><td>J</td><td>AL</td><td>AF</td><td>X</td><td></td></tr> <tr><td>K</td><td>AM</td><td>AG</td><td>Y</td><td></td></tr> <tr><td>L</td><td>AP</td><td>AH</td><td></td><td></td></tr> <tr><td>N</td><td></td><td>AI</td><td></td><td></td></tr> <tr><td>O</td><td></td><td>AJ</td><td></td><td></td></tr> <tr><td>R</td><td></td><td>AK</td><td></td><td></td></tr> <tr><td>S</td><td></td><td>AL</td><td></td><td></td></tr> <tr><td>T</td><td></td><td>AM</td><td></td><td></td></tr> <tr><td>U</td><td></td><td>AN</td><td></td><td></td></tr> </tbody> </table>		3/4"		1"		High Cap	Low Cap	High Cap	Low Cap	A	AC	F	C		B	AD	G	D		C	AE	J	E		D	AF	L	H		E	AG	O	I		F	AH	AB	K		I	AK	AE	W		J	AL	AF	X		K	AM	AG	Y		L	AP	AH			N		AI			O		AJ			R		AK			S		AL			T		AM			U		AN			<table border="1"> <thead> <tr> <th colspan="2">Automatic Reset</th> </tr> <tr> <th>Open +/- 5 C.</th> <th>Close +/- 5 C.</th> </tr> </thead> <tbody> <tr><td>J = 90</td><td>57 **</td></tr> <tr><td>K = 105</td><td>61</td></tr> <tr><td>L = 105</td><td>69</td></tr> <tr><td>V = 105</td><td>78</td></tr> <tr><td>Z = 120</td><td>61</td></tr> <tr><td>N = 120</td><td>69</td></tr> <tr><td>X = 120</td><td>78</td></tr> <tr><td>Y = 120</td><td>92</td></tr> <tr><td>W = 135</td><td>61</td></tr> <tr><td>U = 135</td><td>69</td></tr> <tr><td>M = 135</td><td>78</td></tr> <tr><td>R = 135</td><td>92</td></tr> <tr><td>S = 135</td><td>102</td></tr> <tr><td>H** = 150 **</td><td>78 **</td></tr> <tr><td>P** = 150 **</td><td>115 **</td></tr> <tr><td>O** = 150 **</td><td>102 **</td></tr> </tbody> </table> <table border="1"> <thead> <tr> <th colspan="2">Manual Reset</th> </tr> <tr> <th>Open +/- 5 C.</th> <th>Close +/- 5 C.</th> </tr> </thead> <tbody> <tr><td>G = 90</td><td>54 **</td></tr> <tr><td>F = 105</td><td>63 ***</td></tr> <tr><td>A = 105</td><td>74 *</td></tr> <tr><td>B = 120</td><td>74</td></tr> <tr><td>D = 135</td><td>96</td></tr> <tr><td>E** = 150**</td><td>96 **</td></tr> </tbody> </table>	Automatic Reset		Open +/- 5 C.	Close +/- 5 C.	J = 90	57 **	K = 105	61	L = 105	69	V = 105	78	Z = 120	61	N = 120	69	X = 120	78	Y = 120	92	W = 135	61	U = 135	69	M = 135	78	R = 135	92	S = 135	102	H** = 150 **	78 **	P** = 150 **	115 **	O** = 150 **	102 **	Manual Reset		Open +/- 5 C.	Close +/- 5 C.	G = 90	54 **	F = 105	63 ***	A = 105	74 *	B = 120	74	D = 135	96	E** = 150**	96 **
	3/4"		1"																																																																																																																																															
	High Cap	Low Cap	High Cap	Low Cap																																																																																																																																														
A	AC	F	C																																																																																																																																															
B	AD	G	D																																																																																																																																															
C	AE	J	E																																																																																																																																															
D	AF	L	H																																																																																																																																															
E	AG	O	I																																																																																																																																															
F	AH	AB	K																																																																																																																																															
I	AK	AE	W																																																																																																																																															
J	AL	AF	X																																																																																																																																															
K	AM	AG	Y																																																																																																																																															
L	AP	AH																																																																																																																																																
N		AI																																																																																																																																																
O		AJ																																																																																																																																																
R		AK																																																																																																																																																
S		AL																																																																																																																																																
T		AM																																																																																																																																																
U		AN																																																																																																																																																
Automatic Reset																																																																																																																																																		
Open +/- 5 C.	Close +/- 5 C.																																																																																																																																																	
J = 90	57 **																																																																																																																																																	
K = 105	61																																																																																																																																																	
L = 105	69																																																																																																																																																	
V = 105	78																																																																																																																																																	
Z = 120	61																																																																																																																																																	
N = 120	69																																																																																																																																																	
X = 120	78																																																																																																																																																	
Y = 120	92																																																																																																																																																	
W = 135	61																																																																																																																																																	
U = 135	69																																																																																																																																																	
M = 135	78																																																																																																																																																	
R = 135	92																																																																																																																																																	
S = 135	102																																																																																																																																																	
H** = 150 **	78 **																																																																																																																																																	
P** = 150 **	115 **																																																																																																																																																	
O** = 150 **	102 **																																																																																																																																																	
Manual Reset																																																																																																																																																		
Open +/- 5 C.	Close +/- 5 C.																																																																																																																																																	
G = 90	54 **																																																																																																																																																	
F = 105	63 ***																																																																																																																																																	
A = 105	74 *																																																																																																																																																	
B = 120	74																																																																																																																																																	
D = 135	96																																																																																																																																																	
E** = 150**	96 **																																																																																																																																																	

Maximum Recommended Protected Contact Ratings

This chart is used to determine protector size needed when making an application.

Size	Disc Contacts	Terminals	Max. Current	
			V=120	V=240
3/4"	HC	LC	32	25
3/4"	HC	HC	50	37
1"	LC	LC	40	30
1"	HC	LC	40	30
1"	LC	HC	40	30
1"	HC	HC	80	60
1-1/4"	STD	STD	135	100
1-1/2"	STD	STD	175	130

HC = High Capacity LC = Low Capacity STD = Standard
For reference only.

* 1-Phase protectors only.
** Special temperatures Consult net additions.
*** 3-Phase protectors only.

Part #	Operating Temperature	Contacts
TH-075C	75 C.	Normally Closed
TH-090C	90 C.	Normally Closed
TH-100C	100 C.	Normally Closed
TH-110C	110 C.	Normally Closed
TH-120C	120 C.	Normally Closed
TH-130C	130 C.	Normally Closed
TH-130O	130 C.	Normally Open
TH-135C	135 C.	Normally Closed
TH-140C	140 C.	Normally Closed
TH-145C	145 C.	Normally Closed
TH-150C	150 C.	Normally Closed
TH-155C	155 C.	Normally Closed
TH-155O	155 C.	Normally Open
TH-180C-S01	180 C.	Normally Closed



Sold Separately

On-Winding Thermostats

Installation : Thermostats are tied in place on the end turns of appropriate winding bundles, one to each phase or buried in the windings during motor rewind. They are connected in series between the starter coil and its power supply. 2.5 Amp rating @ 440VAC



Thermistors

For use with Siemens 3UN motor protectors. These are PTC Resistors which exceed 1330 ohms per sensor at the trip temperature. Their resistance will remain between 20 and 250 ohms per sensor at normal operating temperature.

Part #	Ref # (Triple Sensor)	Colour Code	Nominal Response Temp.	
			C°	F°
THER-60	P331-M355	White / Gray	60	140
THER-70	P341-M355	White / Brown	70	158
THER-80	P351-M355	White / White	80	176
THER-90	P361-M355	Green / Green	90	194
THER-100	P371-M355	Red / Red	100	212
THER-110	P381-M355	Brown / Brown	110	230
THER-120	P391-M355	Grey / Grey	120	248
THER-130	P401-M355	Blue / Blue	130	266
THER-140	P411-M355	White / Blue	140	284
THER-145	P416-M355	White / Black	145	293
THER-150	P421-M355	Black / Black	150	302
THER-155	P426-M355	Blue / Black	155	311
THER-160	P431-M355	Blue / Red	160	320
THER-165	P441-M355	White / Green	165	330
THER-180	P451-M355	White / Red	180	356



Sold In Sets Of 3

Fast Dry Spray Paint



Aervoe's Rust Proofing Paint adheres where other paints fail, with special ability to cling to metals and other hard-to-cover surfaces. Aervoe's Rust Proofing Paint is specially formulated to give outstanding coverage. Fast dry formula has high solids content, made with non-leaded pigments.

Part #	Colour
PT-168	Cat Yellow
PT-317	Tan
PT-67159	Light Green
PT-301	Red
PT-320	Dark Green
PT-303	Dark Blue
PT-318	Light Blue
PT-307	Gloss White
PT-313	Flat White
PT-306	Gloss Black
PT-312	Flat Black
PT-311	Gold
PT-319	Royal Blue
PT-349	Machine Tool Gray

PT-66084

Red Insulating Varnish
(368 grams aerosol)



Dries to a flexible, tough oil-proof film that protects electrical equipment
Applications: armature & stator windings

PT-135

Red Oxide Primer
PT-128
Gray Primer
(340 grams aerosol)



Sprays like a lacquer; fights corrosion & dries quickly
Applications : Underground pipe, storage tanks & old machinery

PT-67340
All-4 Moisture
Displacing Lubricant
(340 grams aerosol)



Cleans away dirt, grease and grime in one operation. Displaces Moisture by penetrating deep to loosen scale & rust. Lubricates moving and sliding parts with no gummy residue. Prevents against rust with a non-silicone, greasless film.

PT-68034
Silicone Lubricant
General Purpose
(300 grams aerosol)



Will not form residues
Lubricates from -100 F to 500 F without freezing or oxidizing
Applications : precision instruments, gears, tools, wheels & locks

PT-66030
Penetrating Oil
(320 grams aerosol)



Penetrates & loosens rust, tar, dirt, carbon and corrosion
Applications : quick release for nuts, bolts, fittings, hinges and valves

PT-67037
Lithium Grease
(310 grams aerosol)



Penetrates deep to form a protective film withstanding all loads & speeds
Effective indoors & outdoors from -70F to 360F
Applications : gears, ball & roller bearings, speed reducers, cams, pumps, bolts & studs

PT-66075
Dry Film Lubricant
(300 grams aerosol)



Clean, slippery, dry and invisible when applied
Lubricates within grease
Resistant to dirt & dust
Works up to 500 F
Use where silicone, oil or wet lubricants can not be tolerated
Ideal for parts which are impractical to relubricate after assembly

PT-68276
Off-Line Contact Cleaner
(340 grams aerosol)



Fast-evaporating, low odour cleaner for off-line equipment. Does not leave a film or residue. For relays, terminals, Switches, etc.

PT-65040
Buttercutt Cutting Compound
(310 grams aerosol)



Excellent for precision production needs
High temperature, high pressure film strength
No solvents or harmful vapours!
Applications : drilling, planing, milling, sawing, tapping, etc.

For Air Compressors

Fig 1



Fig 2



Fig 3



Fig 4



Fig 5



Fig 6



**** See Page 65 For Air Compressor Parts****

Part #	Fig	Type	Factory PSI Setting	Number of Ports	On/Off Switch	Unloader Valve
PR-3559	1	Condor	65-100	1	no	no
PR-3560	2	Condor	90-125	1	Front / Dial	yes
PR-3561	3	Condor	90-125	4	Front / Dial	yes
PR-3562	5	Furnas	90-125	4	Side / Lever	yes
PR-3563	2	Condor	115-150	1	Front / Dial	yes
PR-3564	3	Condor	115-150	4	Front / Dial	yes
PR-3565	5	Furnas	115-150	4	Side / Lever	yes
PR-3566	6	Furnas	90-125	1	Side / Lever	yes
PR-3567	6	Furnas	115-150	1	Side / Lever	yes
PR-3570	2	Condor	140-175	1	no	yes
PR-3571	1	Condor	140-175	1	no	no
PR-3572	3	Condor	140-175	4	no	yes
PR-3573	6	Furnas	140-175	1	no	yes
PR-3574	4	Furnas	140-175	4	no	yes

*electrical rating for all switches : 1.5HP @ 120V / 3HP @ 250V, 18-12 awg. wire size

**PSI adjustable range for switches PR-3559 - PR-3567 is 40-150 PSI

**PSI adjustable range for switches PR-3570 - PR-3574 is 120-300 PSI

Albany Laundry Pump Parts



ALK-150

laundry pump repair kit, includes impeller & seal

Duro Laundry Pump Parts



DG-0443

gasket 4" I.D.



DI-0441

impeller



DS-0449

oil seal

750200



Pressure Switch
1/4" Female Fitting
factory set at 30-50 PSI

174705 1/8" Barb Fitting

750201 1/4" Barb Fitting



pressure switch
factory set at 30-50 PSI

750202



pressure switch
1/4" male fitting
factory set at 30-50 PSI

750203



pressure switch
low pressure cut-off
1/4" female fitting
factory set at 30-50 PSI

PHS-3 3 Wire
PHS-4 4 Wire



shrink tube kit

750218



1/8" sniffer valve

750219



1/4" sniffer valve

88157

(Clayton Mark 5451)



hydrant repair kit

750216



plastic air volume control

Pressure Gauges



for water applications

Part #	Mount	PSI Range	Diameter	Liquid Filled
750204	1/8" Back	0-100	2	no
750205	1/4" Bottom	0-100	2	no
750206	1/4" Back	0-100	2	no
PG-160BL	1/4" Bottom	0-160	2	yes
PG-200BL	1/4" Bottom	0-200	2	yes
PG-300BL	1/4" Bottom	0-300	2-1/2	yes

Parts For Duro Piston Pumps

300020



gland nut
for K255 & K365

300023



piston rod
for K255, K365, E500 & E720

Monarch Pump Parts (Other Parts Available)

191690



gasket 6-1/8" I.D.

193920



gasket 4-1/16" I.D.

20-05



193914 gasket 5.39" I.D.

193940



Mechanical Float Switches



1/2HP, 13amp rating, non-mercury safe for potable water
other models available

Part #	Pump Up / Down	Voltage	Cord Length
750237	down	120	10'
MFS-12010U	up	120	10'
MFS-12010UD	up / down	120	10'
560523	down	120	20'
MFS-12020U	up	120	20'
MFS-24020D	down	240	20'
MFS-24020U	up	240	20'

Pump Down used to turn pump on to empty tank in sewage and sump tank
contacts normally open

Pump Up used to turn a pump off once the cistern or tank is full
contacts normally closed

Pump Up & Down 3 wire, contacts normally closed & open

Parts For Series 312 & 314 Pumps



Part #	Part	hp	ref #
56223	nozzle	1/3 & 1/2 HP	234
56222	nozzle	3/4 HP	218
56321	venturi	1/3 HP S.W.	406
56346	venturi	1/2 HP S.W.	420
56231	venturi	1/3 & 3/4 HP D.W.	327
56232	venturi	1/2 HP D.W.	359C

S.W. = shallow well
D.W. = deep well (over 40')

FPP1560-P2 1/3HP
FPP1561-P2 1/2HP



repair kit for square flange pumps
includes : impeller, diffuser, seal, gasket & diffuser rings

750207



control valve vertical mounting

56599



diffuser ring 1-13/16" x 2-3/16"
for 750209 & 750210 kits

FPP1520 1/2HP
FPP1521 3/4HP



repair kit for Flotec pumps
includes impeller, diffuser, O-ring, seal, slinger, etc.

P198-216



float guide / stop

FP0020



sump pump switch, new style

750224



sump pump switch

750252



submersible pump 15', switch / cord

750261



cast iron seal plate kit
flange size : 5-1/4" x 5-3/4"
includes gasket 56600 (13-10)

750028



cast iron pump body
for 313 series CJC

Pump Packing



sold in 1 lb. boxes
other types & sizes available

Part #	Material	Size	Approx. # of Feet Per lb. of Packing
3000G-1/8	graphite	1/8	130
3000T-1/8	teflon	1/8	101
3000G-3/16	graphite	3/16	53.3
3000T-3/16	teflon	3/16	66
3000G-1/4	graphite	1/4	39
3000T-1/4	teflon	1/4	24
3000G-5/16	graphite	5/16	23
3000T-5/16	teflon	5/16	16.7
3000G-3/8	graphite	3/8	14
3000T-3/8	teflon	3/8	11.3
3000G-7/16	graphite	7/16	11.8
3000T-7/16	teflon	7/16	8.8
3000G-1/2	graphite	1/2	9.6
3000T-1/2	teflon	1/2	6.3

Pump Parts - Myers

2012

- MD-70** 1/3 hp 12370B
- MD-71** 1/2 hp 12371B
- MD-79** 3/4 hp 14379B001
- MD-80** 1 hp 14380B



diffuser

MV-485



venturi 25882A485
I.D. .470", tapers to .620"

- MV-46** 13/32" I.D. 25886A406
- MV-50** 1/2" I.D. 25886A500



venturi

- MN-66** 5/16" I.D. 12366A
- MN-67** 13/32" I.D. 12367A



nozzle

MG-013 6 X 7-5/8 5863A013



gasket

MG-157

approx. 5/8" Diameter 5014A157

MG-158

approx. 6-7/8" Diameter 5014A158



square rubber ring

MG-312

5" X 6" 5059A312

MG-446

5-5/8 X 6-3/8 5059A446



gasket

MG-125

1.300 x 1.570 x .437 5014A125

MG-124

1.650 x 1.920 x .437 5014A124

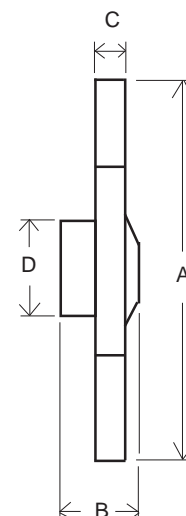


square rubber ring



non-ferrous impeller

Part #	Diameter " A "	Width " B "	Vane Thickness " C "	Eye O.D. " D "
MI-21	4.200	1.375	.360	1.250
MI-22	4.625	1.375	.360	1.250
MI-95	4.875	1.375	.360	1.580
MI-96	5.030	1.375	.360	1.580



GSW / Beatty



13-10
(56600) 5-1/4" I.D.



57695
5-7/16" I.D.



13-01
(1358) 4-9/16" I.D.



13-09
(56322)



13-11
(1355)



13-12
4-5/8" I.D.

Jacuzzi



18-01
(13-0061-01) 4-7/8" I.D.




18-02
(13-0197-08) 6-1/8" I.D.



18-04
(13-0857-09) 6-7/16" I.D.

Red Jacket



32-01
6-15/16" I.D.

Duro



16-06
(300207) 5-1/2" I.D.



16-16
(302016) 5-5/8" I.D.



20-05
(193914) 5.39" I.D.



16-01
(300029)



16-07
(300336)

Berkeley



20-78
(S-13136)
1-7/16 x 1-13/16 x 7/32



14-01
(S-1648)



14-02
(S-7445) 6" I.D.



L20-43
6-11/16 x 8-3/4
for LT2 2-stage pump

Monarch



20-01
(191730)



20-02
(192330) 5-5/8" I.D.



20-06
(192785) 6" I.D.

Repair Kits



Part #	Mfg.	Pump Model #
50-01	Beatty	300 1-1/4"
50-02	Beatty	300 1-1/2"
50-03	Beatty	301
50-07	Duro	E-250
50-10	Duro	E-360
50-11	Duro	E-500
50-12	Duro	E-720
50-13	Duro	K-255 & B-251
50-14	Duro	K-365
50-20	McDougal	1406
50-21	McDougal	1407

Leathers



Part #	I.D.	O.D.	Make	Pump Model #
LEATH2	1/2	1-1/4	McDougal	1406
LEATH3	1/2	1-1/2	McDougal	1407
LEATH5	5/8	1-1/4	Beatty	300 1-1.4"
LEATH6	9/16	1-1/2	Beatty	300 1-1/2"
LEATH5	5/8	1-1/4	Beatty	301
LEATH1	5/8	1-3/8	Duro	E-250
LEATH4	5/8	1-5/8	Duro	E-360
LEATH1	5/8	1-3/8	Duro	E-500
LEATH4	5/8	1-5/8	Duro	E-720
LEATH1	5/8	1-3/8	Duro	K-255 / B-251
LEATH4	5/8	1-5/8	Duro	K-365
42500	2-1/16	3	GSW	cistern

Graphite Packing



Part #	I.D.	O.D.
P-300022	5/16"	9/16"
4456	5/16"	3/4"

Seal Head Types



Type 16



Type G
Equal to John Crane
2100 & 2106



Type A
Ceramic Cup



Type B
Ni-Resist (Metal)
Cup



Type C
Ceramic O-Ring



Type I
Ni-Resist O-Ring



Type G
Ceramic With
Plastic Cup



Type H
Silicon Carbide
Cup

Part #	Shaft Size	Seat O.D.	Seat Thick.	Seat Type	Rotating Head Type	Rotating Head Material	Elastomer	Notes
A-162	.500	1.000	.312	A	16	phenolic	buna	
A-702	.625	1.187	.281	A	16	phenolic	buna	
A-701	.625	1.187	.281	B	16	phenolic	buna	
PS-4240	.625	1.187	.296	A	16	carbon	buna	U.S. Seal replaces Goulds 10K10
A-1000	.625	1.187	.343	A	16	phenolic	buna	Pac 100
PS-4267	.625	1.187	.343	A	G	carbon	buna	U.S. Seal, formerly A-100BCJ
PS-100V	.625	1.187	.343	A	G	carbon	viton	U.S. Seal PS-3866, formerly A-100VUS
PS-100VXX	.625	1.187	.343	H	G	silicon carbide	viton	U.S. Seal PS-1900
A-2000	.625	1.250	.406	A	16	phenolic	buna	Pac 100
PS-3960	.625	1.250	.406	A	G	carbon	buna	U.S. Seal, formerly A-200BCJ
PS-200V	.625	1.250	.406	A	G	carbon	viton	U.S. Seal PS-3867, formerly A-200VUS
PS-200VXX	.625	1.250	.406	H	G	silicon carbide	viton	U.S. Seal PS-1901
A-2000N	.625	1.250	.406	B	16	carbon	buna	
A-60678	.625	1.250	.406	C	16	phenolic	buna	
PS-97929	.625	1.250	.125	A	16	carbon	buna	Grundfos 465126, U.S. Seal
A-2001	.625	1.250	.343	A	16	carbon	buna	
A-5010	.625	1.250	.406	A	16	phenolic	buna	extended rubber bellow
A-4705	.625	1.320	.343	A	16	phenolic	buna	Beatty
PS-1121SP	.625	1.381	.406	A	G	carbon	buna	Hayward SPX4000SA2, U.S Seal
A-606150	.625	1.403	.280	A	16	carbon	buna	Champion Dishwasher
A-2131	.625	1.531	.625	G	16	phenolic	buna	Hayward SP1500KA
A-2010	.750	1.375	.406	A	16	phenolic	buna	Pac 201
PS-4265	.750	1.375	.406	A	G	carbon	buna	U.S. Seal, formerly A-201BCJ
PS-201V	.750	1.375	.406	A	G	carbon	viton	U.S. Seal PS-3868, formerly A-201VUS
PS-201VXX	.750	1.375	.406	H	G	silicon carbide	viton	U.S. Seal PS-1902
A-1010	.750	1.437	.406	A	16	phenolic	buna	
A-60804	.875	1.500	.406	A	16	carbon	buna	
A-360	1.000	1.625	.437	A	16	phenolic	buna	
PS-360VXX	1.000	1.625	.437	H	G	silicon carbide	viton	U.S. Seal PS-1909
A-778	1.000	1.625	.437	B	16	carbon	buna	
A-6467	1.000	2	.406	C	16	phenolic	buna	
PS-3883	1.250	1.875	.437	A	G	carbon	buna	U.S. Seal for B & G, Sta-rite, Berkeley
PS-6261E	1.250	1.875	.437	A	G	carbon	epr	U.S. Seal, B&G # P75221

Pump Seals - Type 68

2012



Type A
Ceramic Cup



Type D
Ceramic Shaft
Mounted



Type E
Ni-Resist Shaft
Mounted



Type F
Ceramic Shaft
Mounted



Type H
Silicon Carbide Cup



Part #	Shaft Size	Seal O.D.	Seat O.D.	Seat Thick.	Seat Type	Seal Head Material	Elastomers	Notes
PS-671	.375	1.125	.875	.165	A	phenolic	buna	U.S. Seal, common seal for Waterway
A-1630	.500	1.125	1.000	.312	A	phenolic	buna	
PS-0028	.500	1.125	shaft mtd.	.213	F	phenolic	buna	common seal for Otterbine
A-447	.625	1.437	shaft mtd.	.213	F	carbon	buna	
A-451	.625	1.437	shaft mtd.	.320	E	phenolic	buna	
A-4110	.625	1.437	shaft mtd.	.486	D	phenolic	buna	
A-80611	.625	1.437	1.078	.210	A	phenolic	buna	
A-600SS	.625	1.437	1.187	.343	A	phenolic	buna	
A-1000SS	.625	1.437	1.250	.406	A	phenolic	buna	
PS-961	.625	1.437	1.250	.406	A	carbon	buna	U.S. Seal, formerly A-1000SSBCJ
A-1000SSVUS	.625	1.437	1.250	.406	A	carbon	viton	U.S. Seal PS-3865, Viton
PS-1905VXX	.625	1.437	1.250	.406	H	silicon carbide	viton	U.S. Seal, formerly A-1000SSVXX
A-1000-138	.625	1.437	1.375	.406	A	phenolic	buna	Marlow
A-601	.750	1.575	1.375	.406	A	phenolic	buna	
A-601V	.750	1.575	1.375	.406	A	carbon	viton	
A-441SS	.750	1.575	shaft mtd.	.312	E	phenolic	buna	Marlow

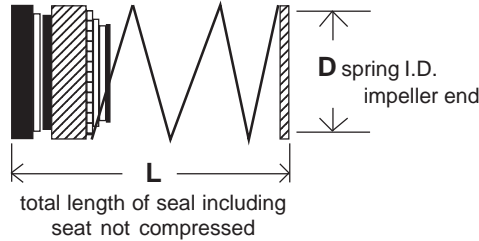
Elastomers

Buna...good resistance to weak and strong acids as well as alkalis. Offers superior resistance to aliphatic hydrocarbons, petroleum, mineral and vegetable oils. Excellent water swell resistance, and its mechanical properties actually improve at higher temperatures. Not recommended for use with high polar solvents such as acetone, MEK and chlorinated hydrocarbons. Tear resistance is not the best.

EPT / EPDM...synthetic elastomer which affords excellent low and high temperature characteristics. Resists attack by a wide range of acids and strong alkalis, detergents, phosphates, ketones, alcohols and glycols. Does not tend to absorb fluid or swell. Not recommended for use with aromatic hydrocarbons. **Caution : don't install EPT with any type of petroleum product**

Viton...synthetic elastomer with the best proven fluid resistant characteristics of any commercial rubber. Excellent resistance to oils, fuels, lubricants and most mineral acids. Resists many aliphatic and aromatic hydrocarbons that act as solvents in other rubbers. Not recommended for low molecular weight esters, ketones, certain amines, hot and hydrous hydrofluoric acid, chlorosulfonic acids and caustics.

Pump Seals - Type 21



Type A
Ceramic Cup



Type B
Ni-Resist (Metal) Cup



Type C
Ceramic O-Ring



Type J
Ni-Resist O-Ring



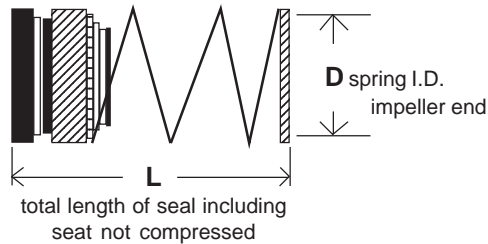
Type H
Silicon Carbide Cup

Part #	Shaft Size	Seat O.D.	Seat Thick.	Seat Type	L	D	Seal Head Material	Elastomer	Notes
A-10304	.375	.875	.284	A	1.375	.700	carbon	buna	
A-10312	.375	1.000	.250	A	1.460	.685	carbon	buna	
A-103910X	.394	.969	.343	A	1.875	.700	carbon	buna	10mm
A-103901	.394	1.000	.311	A	1.500	.700	carbon	buna	10mm
A-174	.437	1.175	.265	A	1.750	.700	carbon	buna	
A-10409	.437	1.181	.254	A	1.375	.700	carbon	buna	FDA approved
A-104704	.472	1.000	.315	A	1.810	.700	carbon	buna	12mm
A-104710	.472	1.094	.343	A	1.875	.700	carbon	buna	12mm
PS-4022	.500	.938	.237	A	1.375	.735	carbon	buna	U.S. Seal, Armstrong 816706-021 / B&G
PS-4022V	.500	.938	.237	A	1.375	.735	carbon	viton	U.S. Seal, Armstrong 816706-023/ B&G
PS-392EXX	.500	.938	.237	H	1.375	.735	silicon carbide	ept	U.S. Seal, Armstrong / B&G, hard faces
A-168	.500	1.000	.312	A	1.750	.700	carbon	buna	
A-168V	.500	1.000	.312	A	1.750	.700	carbon	viton	
A-105510	.551	1.219	.406	A	1.875	.970	carbon	buna	14mm
A-105504	.551	1.250	.406	A	1.875	.970	carbon	buna	14mm
*A-129	.590	1.250	.406	A	2.000	1.175	carbon	buna	15mm
*A-129V	.590	1.250	.406	A	2.000	1.175	carbon	viton	
*A-105907	.590	1.250	.406	B	2.000	1.175	carbon	buna	15mm
A-800	.625	1.148	.312	A	2.500	.970	carbon	buna	
PS-70040S	.625	1.187	.280	A	1.830	.870	carbon	buna	U.S. Seal, Tuthill seal head O.D. 1.055"
PS-4031V	.625	1.187	.296	H	1.750	.870	carbon	viton	U.S. Seal, Goulds 10K55, no spring retainer
A-118	.625	1.187	.343	A	1.875	.970	carbon	buna	
A-118V	.625	1.187	.343	A	1.875	.970	carbon	viton	
A-118VXX	.625	1.187	.343	H	1.875	.970	silicon carbide	viton	hard faces
A-263	.625	1.187	.343	B	1.875	.970	carbon	buna	
A-474	.625	1.250	.375	B	1.875	.970	carbon	buna	
A-474V	.625	1.250	.375	B	1.875	.970	carbon	viton	
A-359	.625	1.250	.406	A	1.875	.970	carbon	buna	most common 5/8" type 21
A-359JC	.625	1.250	.406	A	2.050	.875	carbon	buna	John Crane, seal head O.D. 1.055"
A-359E	.625	1.250	.406	A	1.875	.970	carbon	ept	
A-359V	.625	1.250	.406	A	1.875	.970	carbon	viton	
A-359VCX	.625	1.250	.406	H	1.875	.970	carbon	viton	
PS-359EP66X	.625	1.250	.406	H	2.130	.850	P66 carbon	ept	U.S. Seal, abrasion resistant carbon - TACO
A-359VXX	.625	1.250	.406	H	1.875	.970	silicon carbide	viton	hard faces
A-274	.625	1.250	.406	A	2.500	.943	carbon	buna	long spring
A-10693	.625	1.250	.406	J	1.875	.970	carbon	buna	
*A-508V	.625	1.250	.406	A	2.050	1.150	carbon	viton	Hobart dishwasher
PS-3981	.625	1.437	.312	J	1.970	.875	P66 carbon	buna	Sterling

* tapered spring, no spring retainer

Pump Seals - Type 21

2012



Type A
Ceramic Cup



Type B
Ni-Resist (Metal) Cup



Type C
Ceramic O-Ring



Type J
Ni-Resist O-Ring

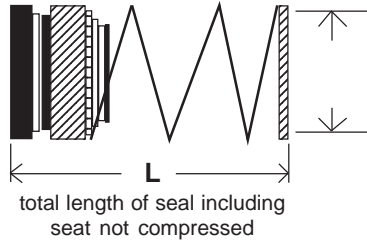


Type H
Silicon Carbide Cup

Part #	Shaft Size	Seat O.D.	Seat Thick.	Seat Type	L	D	Seal Head Material	Elastomer	Notes
A-107110	.709	1.344	.406	A	2.375	1.070	carbon	buna	18mm
A-18MMSP	.709	1.375	.275	A	2.125	1.070	carbon	buna	18mm , for Honda WP-20X
A-107104	.709	1.375	.406	A	2.375	1.070	carbon	buna	18mm
A-107153	.750	1.250	.320	A	1.750	1.046	carbon	buna	dental pump
A-437	.750	1.275	.290	A	2.250	1.078	carbon	buna	Bell & Gossett
A-437V	.750	1.275	.290	A	2.250	1.078	carbon	viton	
A-877	.750	1.375	.406	A	1.625	1.050	carbon	buna	short working length
A-107118	.750	1.375	.406	B	1.625	1.050	carbon	buna	short working length
A-358	.750	1.375	.406	A	2.250	1.078	carbon	buna	most common 3/4" type 21
A-358JC	.750	1.375	.406	A	2.460	1.005	carbon	buna	John Crane, seal head O.D. 1.175"
A-358V	.750	1.375	.406	A	2.250	1.078	carbon	viton	
A-358VCX	.750	1.375	.406	H	2.250	1.078	carbon	viton	
A-358E	.750	1.375	.406	A	2.250	1.078	carbon	ept	
A-358VXX	.750	1.375	.406	H	2.250	1.078	silicon carbide	viton	
A-358EXX	.750	1.375	.406	H	2.250	1.078	silicon carbide	ept	
A-10767	.750	1.375	.406	B	2.250	1.078	carbon	buna	
*A-128	.750	1.375	.406	A	1.750	1.250	carbon	buna	tapered spring
A-275	.750	1.375	.406	A	2.500	1.062	carbon	buna	long spring
A-107810	.787	1.406	.406	A	2.375	1.160	carbon	buna	20mm
A-107808	.787	1.500	.406	A	2.500	1.160	carbon	buna	20mm
*A-135	.787	1.500	.406	A	2.750	1.359	carbon	buna	20mm, tapered spring
*A-614	.787	1.500	.406	B	2.750	1.359	carbon	buna	20mm, tapered spring
A-108604	.866	1.500	.406	A	2.625	1.160	carbon	buna	22mm
A-10854	.875	1.437	.265	J	2.375	1.150	carbon	buna	condensate pump
A-10854V	.875	1.437	.265	J	2.375	1.150	carbon	viton	
PS-3749	.875	1.500	.220	A	1.625	1.150	carbon	buna	U.S. Seal for F.E. Myers 21576A11
A-309	.875	1.500	.406	A	2.500	1.156	carbon	buna	most common 7/8" type 21
A-309JC	.875	1.500	.406	A	3.430	1.120	carbon	buna	John Crane, seal head 1.300"
A-309V	.875	1.500	.406	A	2.500	1.156	carbon	viton	
A-309VXX	.875	1.500	.406	H	2.500	1.156	silicon carbide	buna	
*A-10873	.875	1.500	.406	A	2.750	1.355	carbon	buna	tapered spring
A-303	.875	1.500	.406	B	2.500	1.156	carbon	buna	
A-303V	.875	1.500	.406	B	2.500	1.156	carbon	viton	
A-294	.875	1.562	.406	B	2.500	1.156	carbon	buna	

* tapered spring, no spring retainer

Pump Seals - Type 21



Type A
Ceramic Cup



Type B
Ni-Resist (Metal) Cup



Type C
Ceramic O-Ring



Type J
Ni-Resist O-Ring



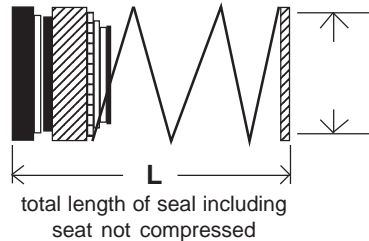
Type H
Silicon Carbide Cup

Part #	Shaft Size	Seat O.D.	Seat Thick.	Seat Type	"L"	"I"	Seal Head Material	Elastomer	Notes
A-109410	.945	1.594	.406	A	2.375	1.300	carbon	buna	24mm
A-109804	.984	1.625	.437	A	2.125	1.300	carbon	buna	25mm
A-109811	.984	1.625	.437	C	2.125	1.300	carbon	buna	25mm
A-109810	.984	1.594	.406	A	2.250	1.300	carbon	buna	25mm
A-109806	.984	1.720	.335	A	2.250	1.300	carbon	buna	25mm
A-109805V	.984	1.732	.335	A	2.187	1.300	carbon	viton	25mm
A-65187	1.000	1.437	.437	C	1.625	1.325	carbon	buna	Crane-Deming
A-235	1.000	1.625	.437	A	2.250	1.295	carbon	buna	most common 1" type 21
A-235JC	1.000	1.625	.437	A	2.050	1.325	carbon	buna	John Crane
A-235V	1.000	1.625	.437	A	2.250	1.295	carbon	viton	
A-235VXX	1.000	1.625	.437	H	2.250	1.295	silicon carbide	viton	hard faces
A-357	1.000	1.625	.437	B	2.250	1.295	carbon	buna	
A-357V	1.000	1.625	.437	B	2.250	1.295	carbon	viton	
A-548	1.000	1.625	.437	C	2.250	1.295	carbon	buna	
A-499	1.000	1.625	.437	J	2.250	1.295	carbon	buna	
A-499V	1.000	1.625	.437	J	2.250	1.295	carbon	viton	
A-11014	1.000	1.625	.437	A	2.875	1.325	carbon	buna	long spring
A-11014V	1.000	1.625	.437	A	2.875	1.325	carbon	viton	long spring
*A-248	1.000	1.625	.437	B	2.000	1.480	carbon	buna	tapered spring
A-227	1.000	1.750	.437	B	2.250	1.295	carbon	buna	
A-127	1.062	1.750	.437	B	2.500	1.290	carbon	buna	
A-111004	1.103	1.750	.437	A	2.500	1.430	carbon	buna	28mm
A-111010	1.103	1.876	.469	A	2.625	1.430	carbon	buna	28mm
A-356	1.125	1.750	.437	A	2.750	1.430	carbon	buna	most common 1-1/8" type 21
A-356JC	1.125	1.750	.437	A	2.220	1.465	carbon	buna	John Crane
A-356V	1.125	1.750	.437	A	2.750	1.430	carbon	viton	
A-356E	1.125	1.750	.437	A	2.750	1.430	carbon	ept	
A-356VCX	1.125	1.750	.437	H	2.750	1.430	carbon	viton	
A-356EP66X	1.125	1.750	.437	H	2.220	1.450	P66 carbon	ept	U.S. Seal, abrasion resistant carbon - TACO
A-356VXX	1.125	1.750	.437	H	2.750	1.430	silicon carbide	viton	hard faces
A-204-21	1.125	1.750	.437	A	3.375	1.430	carbon	buna	long spring
A-355	1.125	1.750	.437	B	2.750	1.430	carbon	buna	
A-355V	1.125	1.750	.437	B	2.750	1.430	carbon	viton	
A-529	1.125	1.750	.437	J	2.750	1.430	carbon	buna	
A-11106	1.125	1.937	.468	A	3.500	1.430	carbon	buna	

* tapered spring, no spring retainer

Pump Seals - Type 21

2012



Type A
Ceramic Cup



Type B
Ni-Resist (Metal) Cup



Type C
Ceramic O-Ring



Type J
Ni-Resist O-Ring

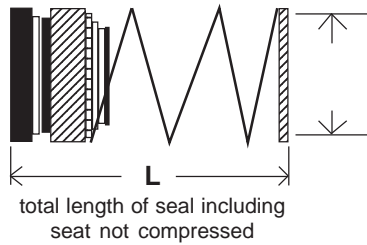


Type H
Silicon Carbide Cup

Part #	Shaft Size	Seat O.D.	Seat Thick.	Seat Type	"L"	"I"	Seal Head Material	Elastomer	Notes
A-136	1.181	1.875	.437	A	3.000	1.787	carbon	buna	30mm
* A-111830	1.181	1.875	.437	B	3.000	1.787	carbon	buna	30mm, tapered spring
A-111831	1.181	1.937	.437	A	2.750	1.560	carbon	buna	30mm
A-111809	1.181	1.969	.437	A	1.750	1.540	carbon	buna	30mm
A-111850	1.181	2.000	.469	A	2.625	1.560	carbon	buna	30mm
A-3060-21	1.187	1.875	.437	A	2.875	1.560	carbon	buna	
* A-402	1.250	1.768	.367	A	2.875	1.781	carbon	buna	Armstrong 825458-001, B&G 186862, tap. spring
* A-402JC	1.250	1.768	.367	A	3.070	1.840	carbon	buna	John Crane, tapered spring
* A-402V	1.250	1.768	.367	A	2.875	1.781	carbon	viton	tapered spring
* A-402VXX	1.250	1.768	.367	H	2.875	1.781	silicon carbide	viton	hard faces, tapered spring
A-185	1.250	1.875	.437	A	2.875	1.575	carbon	buna	most common 1-1/4" type 21
A-185JC	1.250	1.875	.437	A	2.280	1.575	carbon	buna	John Crane
A-185V	1.250	1.875	.437	A	2.875	1.575	carbon	viton	
A-185E	1.250	1.875	.437	A	2.875	1.575	carbon	ept	
A-185VCX	1.250	1.875	.437	H	2.875	1.575	carbon	viton	
A-185VXX	1.250	1.875	.437	H	2.875	1.575	silicon carbide	viton	
A-756	1.250	1.875	.437	B	2.875	1.575	carbon	buna	
A-756JC	1.250	1.875	.437	B	2.280	1.575	carbon	buna	John Crane
A-756V	1.250	1.875	.437	B	2.875	1.575	carbon	viton	
A-256	1.250	1.875	.437	J	2.875	1.575	carbon	buna	
A-256V	1.250	1.875	.437	J	2.875	1.575	carbon	viton	
A-11213	1.250	1.875	.437	A	3.625	1.575	carbon	buna	long spring
A-137-21	1.250	1.875	.437	B	3.625	1.575	carbon	buna	long spring
* A-246	1.250	1.875	.437	A	3.000	1.793	carbon	buna	tapered spring
* A-249	1.250	1.875	.437	B	3.000	1.793	carbon	buna	tapered spring
A-466	1.250	2.000	.437	A	2.875	1.575	carbon	buna	
A-112610	1.260	2.000	.469	A	3.500	1.560	carbon	buna	32mm
A-113010	1.299	2.126	.469	A	3.375	1.680	carbon	buna	33mm
A-177	1.375	2.000	.437	A	3.000	1.710	carbon	buna	most common 1-3/8" type 21
A-177JC	1.375	2.000	.437	A	2.165	1.710	carbon	buna	John Crane
A-177V	1.375	2.000	.437	A	3.000	1.710	carbon	viton	
A-177VXX	1.375	2.000	.437	A	3.000	1.710	silicon carbide	viton	hard faces
A-186	1.375	2.000	.437	B	3.000	1.710	carbon	buna	
A-186V	1.375	2.000	.437	B	3.000	1.710	carbon	viton	
A-291	1.375	2.125	.437	A	3.000	1.710	carbon	buna	

* tapered spring, no spring retainer

Pump Seals - Type 21



Type A
Ceramic Cup



Type B
Ni-Resist (Metal) Cup



Type C
Ceramic O-Ring



Type J
Ni-Resist O-Ring



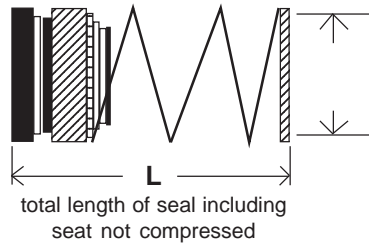
Type H
Silicon Carbide Cup

Part #	Shaft Size	Seat O.D.	Seat Thick.	Seat Type	"L"	"I"	Seal Head Material	Elastomer	Notes
A-705-21	1.437	2.062	.437	J	3.875	1.800	carbon	buna	Viking
A-11432	1.437	2.250	.437	B	3.000	1.800	carbon	buna	
A-11410V	1.437	2.312	.359	J			carbon	viton	Viking
A-382	1.500	2.125	.437	A	2.875	1.810	carbon	buna	most common 1-1/2" type 21
* A-382TAP	1.500	2.125	.437	A	3.130	2.065	carbon	buna	tapered spring
A-382JC	1.500	2.125	.437	A	3.130	1.850	carbon	buna	John Crane
A-382V	1.500	2.125	.437	A	2.875	1.810	carbon	buna	
A-382VXX	1.500	2.125	.437	H	2.875	1.810	silicon carbide	viton	hard faces
A-305-21	1.500	2.125	.437	A	3.750	1.810	carbon	buna	long spring
A-371	1.500	2.125	.437	B	2.875	1.810	carbon	buna	
A-371V	1.500	2.125	.437	B	2.875	1.810	carbon	buna	
A-816	1.500	2.125	.437	C	2.875	1.810	carbon	buna	
A-259	1.500	2.125	.437	J	2.875	1.810	carbon	buna	
A-115704	1.575	2.376	.469	A	3.125	2.070	carbon	buna	40mm
A-238	1.625	2.375	.500	A	3.375	2.060	carbon	buna	most common 1-5/8" type 21
A-238JC	1.625	2.375	.500	A	2.400	2.050	carbon	buna	John Crane
* A-514	1.625	2.375	.500	A	2.720	2.300	carbon	buna	tapered spring
A-239	1.625	2.375	.500	B	3.375	2.060	carbon	buna	
A-544	1.625	2.375	.500	J	3.375	2.060	carbon	buna	
A-11623	1.625	2.625	.500	J	3.375	2.060	carbon	buna	B&G, Allis Chalmers
A-116810	1.693	2.500	.469	A	3.875	2.060	carbon	buna	43mm
A-237	1.750	2.500	.500	A	3.375	2.060	carbon	buna	most common 1-3/4" type 21
A-237JC	1.750	2.500	.500	A	3.550	2.155	carbon	buna	John Crane
A-237V	1.750	2.500	.500	A	3.375	2.060	carbon	viton	
A-237VXX	1.750	2.500	.500	H	3.375	2.060	silicon carbide	viton	hard faces
A-448	1.750	2.500	.500	B	3.375	2.060	carbon	buna	
A-436	1.750	2.500	.500	J	3.375	2.060	carbon	buna	
A-11708	1.750	2.500	.500	A	3.750	2.060	carbon	buna	long spring
A-11708V	1.750	2.500	.500	A	3.750	2.060	carbon	viton	long spring
A-11708VXX	1.750	2.500	.500	H	3.750	2.060	silicon carbide	viton	long spring, hard faces
A-11770	1.750	2.625	.500	B	3.375	2.060	carbon	buna	
A-117704	1.772	2.625	.500	A	3.125	2.060	carbon	buna	45mm

* tapered spring, no spring retainer

Pump Seals - Type 21

2012



Type A
Ceramic Cup



Type B
Ni-Resist (Metal) Cup



Type C
Ceramic O-Ring



Type J
Ni-Resist O-Ring



Type H
Silicon Carbide Cup

Part #	Shaft Size	Seat O.D.	Seat Thick.	Seat Type	"L"	"I"	Seal Head Material	Elastomer	Notes
A-340	1.875	2.625	.500	A	3.750	2.220	carbon	buna	
A-340JC	1.875	2.625	.500	A	2.965	2.300	carbon	buna	John Crane
A-340V	1.875	2.625	.500	A	3.750	2.220	carbon	viton	
A-340VXX	1.875	2.625	.500	H	3.750	2.220	silicon carbide	viton	hard faces
A-119604	1.969	2.750	.500	A	3.500	2.330	carbon	buna	50mm
A-267	2.000	2.750	.500	A	3.875	2.356	carbon	buna	
A-267JC	2.000	2.750	.500	A	3.385	2.400	carbon	buna	John Crane
A-338	2.125	3.000	.562	C	3.875	2.600	carbon	buna	
A-338VXX	2.125	3.000	.562	C	3.875	2.600	silicon carbide	viton	hard faces
A-121604	2.165	3.125	.563	A	3.875	2.600	carbon	buna	55mm
A-874	2.250	3.125	.562	A	3.750	2.600	carbon	buna	
A-874V	2.250	3.125	.562	A	3.750	2.600	carbon	viton	
A-874VXX	2.250	3.125	.562	H	3.750	2.600	silicon carbide	viton	hard faces
A-269	2.500	3.375	.562	C	4.500	3.050	carbon	buna	
A-269JC	2.500	3.375	.562	C	4.050	2.980	carbon	buna	John Crane

Outside Seals

Part #	Shaft Size	Rotating Face
975002-003TC	1-1/8	tungsten carbide
134798	1-1/4	durachrome
975002-033TC	1-5/8	tungsten carbide
975002-073TC	2-1/8	tungsten carbide

gaskets included, carbon seat, viton
134798 used in B & G pumps



**Single Outside
Durametallic RA Seal
For 4300 Series Armstrong**

Part #	Shaft Size	Ref #
A-11258B2	1-1/8	975000-955
A-16258B2	1-5/8	975000-956
A-21258B2	2-1/8	975000-957

gaskets included
carbon rotary, ceramic seat, viton



**John Crane 8B2 Seals
For 4300 Series Armstrong**

Part #	Shaft Size
975002-304VG	1-1/8
**A-75202	1-1/4
975002-334VG	1-5/8
975002-374VG	2-1/8

** for B&G pumps
gaskets included
antimony carbon rotary , silicon carbide seat, aflas



**U.S. Seal AB2 Seals
For 4300 Series Armstrong**

Carbon Bushing



Part #	Size
CB-1125CB	1-1/8 x 1-7/8 x 5/8 thick
CB-1625CB	1-5/8 x 2-3/8 x 5/8 thick
CB-2125CB	2-1/8 x 2-7/8 x 5/8 thick

Pump Seals - Type 1 & 2

2012



Type 2

Silicon Carbide Cup Seat
Great For Boiler Applications
Manufacturer : U.S. Seal

Part #	Shaft Size	Seat O.D.	Seat Thickness	Free Length of Entire Seal	Spring I.D.	Elastomer	Notes
A-358ECX-2	.750	1.375	.437	2.310	1.280	ept	high grade carbon rotary
975000-982	1.250	1.875	.437	3.250	1.760	ept	P66 abrasion resistant carbon
975000-984	1.625	2.375	.500	3.450	2.275	ept	P66 abrasion resistant carbon



Type 1

Manufacturer : U.S. Seal or John Crane

Part #	Shaft Size	Seat O.D.	Seat Thickness	Free Length of Entire Seal	Spring I.D.	Seal Head Material	Seat Material	Elastomer
A-204-1	1.125	1.750	.437	2.700	1.370	carbon	ceramic	buna
A-867E	1.125	1.750	.437	2.700	1.370	carbon	ni-resist	ept
A-361-1	1.250	1.875	.437	2.920	1.500	carbon	ceramic	buna
A-305-1	1.500	2.125	.437	3.600	1.760	carbon	ceramic	buna
A-745-1	1.625	2.375	.500	3.500	1.890	carbon	ceramic	buna
A-205-1	1.750	2.500	.500	3.780	2.010	carbon	ceramic	buna



Type 21 Double

common use : Barnes effluent pump
viton, 1 side carbon vs ceramic, 1 side silicon carbide vs tungsten carbide

Part#	Shaft Size	Seat O.D.	Seat Thickness	Free Length of Entire Seal
A-429VCJXZ	1.000	1.625	.437	3.530
A-426VCJXZ	1.250	1.875	.437	4.060

A169720-40



3" Type 2 seal, used in Cornell pumps and others
 viton, tungsten carbide rotary vs. silicon carbide O-ring seat
 seat size : 3.875 x .625
 free length of entire seal : 4.750

A-33MMKSB



33mm U.S. Seal VGMC-1 design, replaces Burgmann MG1
 viton, silicon carbide both faces, cup seat : 48mm x 7.5mm

Honda



common Honda gas water pump seal
 for models WT20X & WT30X
 20mm type 68, seal head O.D. 45mm
 seat 1.375" x .205"

A-H20MM

buna, carbon vs. ceramic seat

A-H20MMVXX

viton, silicon carbon vs. silicon carbide

Honda



A-8501VXX

30mm seal for Honda WT40X trash pump
 viton / carbon / silicon carbide seat
 seal O.D. (metal cup press fit) : 52mm
 cup seat : 48mm x 8mm

PS-2920



Speck # 2920343310
 22mm seal
 silicon carbide cup seat : 35mm x 7.6mm

Aquascape
 Used in Decorative Ponds
 & Waterfalls



PS-2950



22mm seal
 cup seat 38mm x 6.6mm
 entire seal uncompressed 31mm

PS-1621
 (Myers)



21607A001, effluent pumps
 1/2" shaft mounted seat : .190" thick

Part #	Shaft Size	Seat Size
A-12X25AQU	12mm	25mm x 5mm
A-12MMAQU	12mm	26mm x 5mm
A-12X28AQU	12mm	28mm x 5mm
A-14X26AQU	14mm	26mm x 5mm
A-14MMAQU	14mm	28mm x 5mm
A-14X30AQU	14mm	30mm x 5mm

Materials : viton, both seats silicon carbide,
 1 rotary silicon carbide, 1 rotary silicon carbide

Grundfos Seals for CR / CRI / CRN Pumps



bellows component seal

A-1301G

12mm viton / silicon carbide both faces
seat : 23mm x 9mm

A-1304G

16mm viton / silicon carbide both faces
seat : 27mm x 10mm



cartridge seal

A-1503G

12mm viton / silicon carbide both faces

A-1508G

16mm viton / silicon carbide both faces

A-7079VG



seal kit fits Gorman Rupp T3, T4, T5
1-1/2" type 1, viton / TC / TC
"bullet" shaped O-ring seat : 2.375 o.d.
SS sleeve : 1.250 x 1.500 x 2.300 long

Goulds Seals for Stainless Verticle Pumps



Part #	Shaft Size	Pump	Seat Size
A-12VXXGOU	12mm	1SV, 2SV	23mm x 6.6mm
A-16VXXGOU	16mm	3SV, 4SV	27mm x 7.6mm
A-25VXXGOU	25mm	5SV, 6SV	40mm x 7.5mm

P-80 Lubricant

water based formula designed to lubricate rubber; making installation of mechanical seals fast & easy
15 to 20 minutes work time before drying, totally evaporates, leaving no residue



A-LUBE
1 pint



A-LUBE10ML
10ml tubes



A-LUBEPP
pillow pak

AR

Part #	Shaft Size	Seat O.D.	Seat Thick.	Rotary O.D.	Installed Length
A-3252AR	8	26	5.5	24	15
A-8020AR	9	26	8	24	19
A-3254AR	10	26	8	24	21
A-3255AR	11	26	8	24	21
A-3287AR	12	25	8	24	21
A-3256AR	12	26	8	24	21
*A-3256ARV	12	26	8	24	21
A-3288AR	13	26	8	24	19.5
A-3258AR	13	26	8	24	19.5
A-8068AR	14	25	8	28	21
A-8024AR	14	28.5	8	28	21
A-3259AR	14	29.5	8	32	21
A-3293AR	15	28.5	8	28	21
A-3260AR	15	29.5	8	32	21
A-3296AR	15	38	8	39	21
A-3297AR	16	29.5	8	28	21
A-3298AR	16	30	8	28	21
A-3261AR	16	29.5	8	32	21
A-3262AR	16	38	8	39	21
A-3263AR	17	42	8	39	21
A-3264AR	18	42	8	39	21
A-3265AR	19	42	8	39	21
A-3266AR	20	42	8	39	21
A-3267AR	20	45	10	42	23
A-3268AR	22	45	10	42	23
A-8079AR	23	50	10	47	23.5
A-3270AR	24	50	10	47	23.5
A-3271AR	25	50	10	42	23.5
A-3272AR	25	50	10	47	23.5
A-3273AR	26	50	10	47	23.5
A-3275AR	28	57	10	54	25
A-3276AR	30	57	10	54	25
A-3277AR	32	57	10	54	25
A-3278AR	35	63	10	60	26
A-3279AR	38	68	12	65	30
A-3280AR	40	68	12	65	30
A-3281AR	45	73	12	70	32
A-3282AR	50	88	15	85	38
A-3283AR	55	88	15	85	38
A-3284AR	60	110	15	105	45

* = viton elastomers



buna, carbon rotary vs. ceramic cup seat
 installed length includes seat
 similar to : U.S. Seal VGMA & Burgmann AR

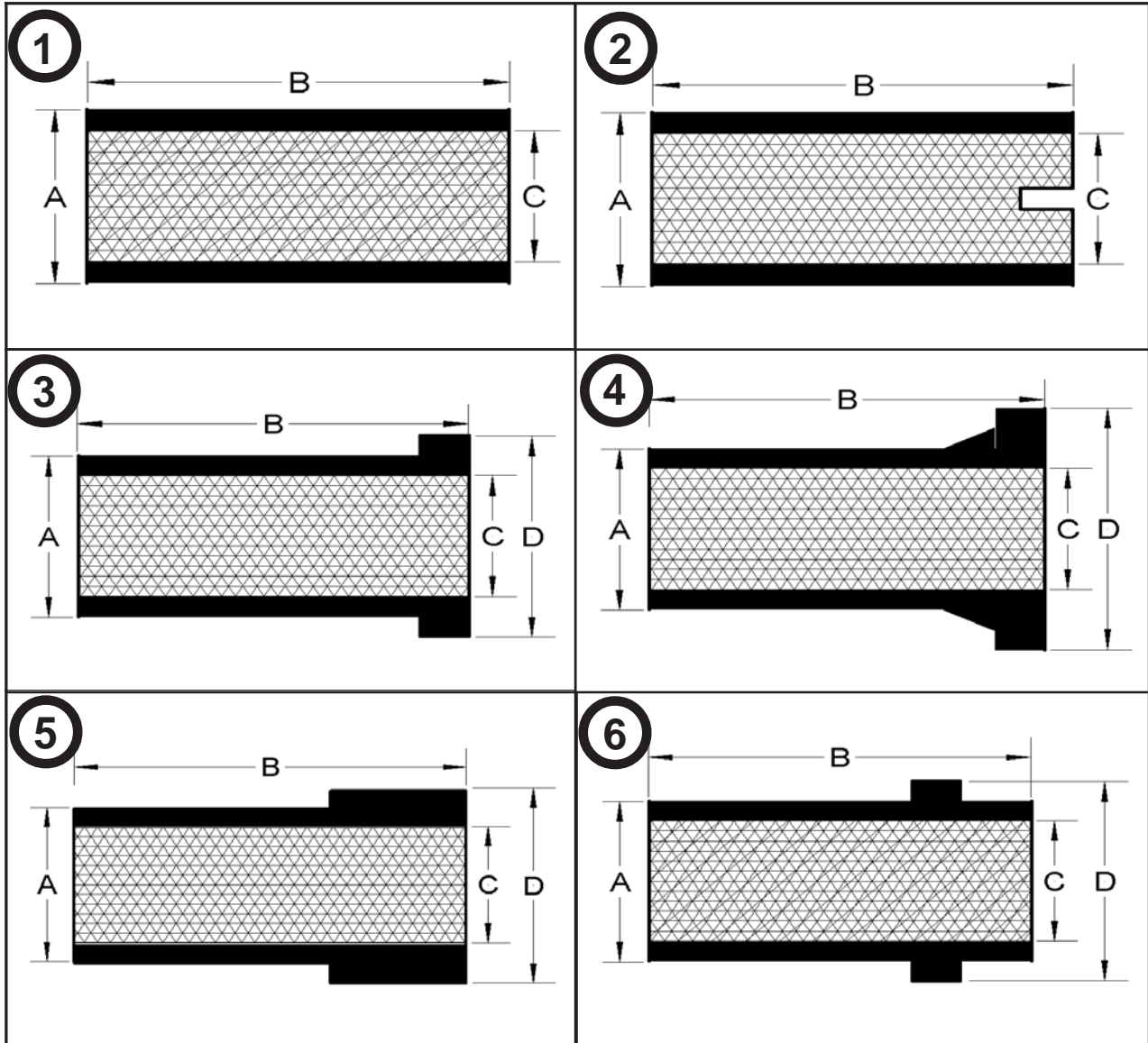
AE

Part #	Shaft Size	Seat O.D.	Seat Thickness	Rotary O.D.	Installed Length
A-2872AE	10	18.1	5.5	20	20.5
VGM-8000D	10	21	7	20	22
A-2888AE	11	20.6	5.5	22	23.5
A-2873AE	12	20.6	7	22	23.5
VGM-8002D	12	23	7	22	25
A-2874AE	13	23.1	7	25	28
A-2875AE	14	23.1	8	25	28
VGM-8004D	14	25	7	25	29
A-2876AE	15	26.9	9	29	30
A-2877AE	16	26.9	9	29	30
VGM-8006D	16	27	7	29	30
A-2889AE	17	26.9	9	29	30
A-2878AE	18	30.9	10	33	32
VGM-8008D	18	33	10	33	34
A-2879AE	19	30.9	10	33	33
A-2880AE	20	30.9	10	33	33
VGM-8010D	20	35	10	33	35
A-2890AE	21	35.4	10	38	33
A-2881AE	22	35.4	10	38	33
VGM-8011D	22	37	10	38	35
A-2891AE	23	35.4	10	38	35
A-2882AE	24	35.4	10	38	35
VGM-8012D	24	39	10	38	37
A-2883AE	25	38.2	10	40	35.5
VGM-8013D	25	40	10	40	37
A-2884AE	28	43.3	11	46	39
VGM-8014D	28	43	10	46	39
A-2894AE	29	43.3	11	46	39
A-2885AE	30	43.3	11	46	39
VGM-8015D	30	45	10	46	40
A-2886AE	32	43.3	11	46	39
VGM-8016D	32	48	10	46	40
A-2896AE	33	53.5	11	48	50.5
VGM-8099D	33	48	10	48	49
A-2887AE	35	53.5	13	50	50.5
VGM-8017D	35	50	10	50	49
A-2900AE	38	60.5	13	58	50.5
VGM-8018D	38	56	13	55	52
A-2902AE	40	60.5	13	58	50.5
VGM-8019D	40	58	13	55	52



buna, ceramic rotary vs. carbon seat
floating seat
similar to : U.S. Seal VGMB, Burgmann AE
seal parts #'s ending in "D" are
commonly seen in
Goulds G&L / Lowara pumps

installed length includes seat




Pump Sleeves

2012



Part #	A	B	C	D	Fig	Material	Notes	Ref #	Pump Used On
SB-1303	1.125	2.062	1.004	1.625	4	bronze	tapered neck, .875" internal step	951-3161BRP	Taco
SB-77208-AU	1.125	2.312	1.004	1.500	3	bronze	drive pin	756-077-208	Aurora
SB-0519	1.125	2.640	1.003	1.375	5	bronze	square neck, .875" internal step	950-519RP	Taco
SB-2356	1.125	4.550	1.004	1.250	5	SS	keyway	C23-56SS	Sta-Rite
SB-4K66	1.250	1.500	1.003	-	1	SS	.875" step	4K66	Goulds
SB-12510	1.250	1.218	0.998	-	1	bronze	press fit	12510	B & G
SB-619	1.250	2.195	0.998	-	1	SS	packing sleeve		Berkeley
SB-1125	1.250	2.250	0.998	-	1	bronze	press fit	425869-001	Armstrong
SB-1931-PR	1.250	2.250	0.999	-	1	SS	press fit & snap ring	19310-1	Berkeley
SB-1931-SL	1.250	2.250	1.004	-	1	SS	slip fit & snap ring	19310	Berkeley
SB-2358	1.250	2.285	1.003	-	1	SS	keyway 184JM / 215JM	C23-58	Sta-Rite
SB-185024	1.250	2.365	1.003	-	1	bronze	slip fit	185024	B & G
SB-7547B	1.250	2.375	1.003	-	1	bronze	slip fit	05017547B	Paco
SB-7547SS	1.250	2.375	1.003	-	1	SS	slip fit	05017547B-SS	Paco
SB-87211	1.250	2.400	1.000	-	1	bronze	1.125" internal step & O-ring in I.D.	8787211	Griswold
SB-12502	1.250	2.500	0.998	-	1	bronze	press fit		B & G
SB-1519A	1.250	2.500	1.003	-	2	bronze	internal O-Ring groove	2691519/A	Peerless BSE-2
SB-8976B	1.250	3.500	.998	-	1	bronze	press fit	05008976B	Paco
SB-137Q1	1.375	4.187	1.127	-	1	SS	internal steps & keyway	3196ST	Goulds
SB-78208	1.500	2.437	1.378	1.867	3	bronze	drive pin	756-078-208	Aurora
SB-150P5	1.500	2.688	1.379	2.000	4	bronze	tapered neck, internal step	951-3035 / 951-3162BRP	Taco
SB-0665	1.500	2.900	1.377	1.880	5	bronze	square neck, internal step	950-520RP / 950-665BRP	Taco
SB-1521B	1.500	3.250	1.375	1.631	5	bronze	slot & O/R groove	2691521/B	Peerless
SB-185142	1.625	1.730	1.375	-	1	bronze		185142	B & G
SB-4K262	1.625	1.750	1.377	-	1	SS	internal step & groove in I.D.	4K262	Goulds
SB-69003	1.625	2.375	1.373	-	1	bronze	press fit	425869-003	Armstrong
SB-69021	1.625	3.500	1.373	-	1	bronze	press fit	425869-021	Armstrong
SB-162M5	1.625	3.687	1.377	-	1	bronze		2000	Allis-Chalmers
SB-185021	1.625	3.750	1.375	-	1	bronze		185021	B & G
SB-175CM1	1.750	2.320	1.500	-	1	SS	O-Ring in I.D.		
SB-18869	1.750	2.375	1.377	-	1	SS	snap ring	18869	Berkeley
SB-6451B	1.750	3.375	1.378	-	1	bronze		05016451B	Paco
425869-023	1.750	3.500	1.373	-	1	bronze	press fit	425869-023	Armstrong
SB-2272B	1.750	4.500	1.373	-	1	bronze	press fit	05002272B	Paco
SB-175Q2	1.750	5.687	1.505	-	1	SS	internal steps & keyway	3196MT	Goulds
SB-187P1	1.875	2.725	1.750	2.625	4	bronze	internal step & groove in I.D., tapered neck	950-1369 / 951-3038BRP	Taco

Full Wave Bridge Rectifiers



for converting AC to DC
size : 1-1/8 x 1-1/8 x 7/8 high including terminals

Part #	Amps	Peak Reverse Volts
RE-0435	35	400
RE-0635	35	600
RE-1035	35	1000
RE-1235	35	1200
RE-1050	50	1000

maximum input voltage = PRV divided by 2.5

Stud Style Rectifiers



10-32



1/4"
Thread = 28



3/8"
Thread = 24

Part # Standard Polarity	Part # Reverse Polarity	Amps	Average Volts	Stud	Height
RE-1606	RE-1606R	16	600	10-32	1
RE-1612	RE-1612R	16	1200	10-32	1
RE-4006	RE-4006R	40	600	1/4	1
RE-7006	RE-7006R	70	600	1/4	1
RE-8506	RE-8506R	85	600	1/4	1
RE-4012	RE-4012R	40	1200	1/4	1
RE-7012	RE-7012R	70	1200	1/4	1
RE-8512	RE-8512R	85	1200	1/4	1
RE-15006	RE-15006R	150	600	3/8	4-5/8
RE-15010	RE-15010R	150	1000	3/8	4-5/8
RE-15012	RE-15012R	150	1200	3/8	4-5/8

General Purpose Relays

30 amp rating 1hp @120-240VAC UL & CSA listed
 relay mounting holes : 1-7/8" C.-C. 3/16" diameter

Part #	Ref #	Coil Voltage	Coil Ohms	Contact Arrangement
RE-324	PRD3AYO-24	24	12	single pole, single throw
RE-3120	PRD3AYO-120	120	290	
RE-3240	PRD3AYO-240	240	1200	
RE-524	PRD5AYO-24	24	12	single pole, double throw
RE-5120	PRD5AYO-120	120	290	
RE-5240	PRD5AYO-240	240	1200	
RE-724	PRD7AYO-24	24	12	double pole, single throw
RE-7120	PRD7AYO-120	120	290	
RE-7240	PRD7AYO-240	240	1200	
RE-1124	PRD11AYO-24	24	12	double pole, double throw
RE-11120	PRD11AYO-120	120	290	
RE-11240	PRD11AYO-240	240	1200	



PRD3AYO



PRD5AYO



PRD7AYO



PRD11AYO

RE-5029



Mars relay #91423
 2 pole, 40A, 208/240 VAC

MB-6000



relay enclosure
 heavy gauge sheet metal
 four 1/2" knockouts
 size : 5-5/16 x 3-3/8 x 3-1/8 high

MA-61451



definite purpose controller
 4 pole, 40A full load
 120V coil voltage



universal replacement potential relays
 these nine sizes replace thousands of OEM
 model numbers

advise your relay # starting with "3ARR"
 and we will advise the replacement relay


- 50/60 cycle
- contact rating 35A, 480VAC
- universal break-off bracket
- push-on terminals

Part #	Continuous Coil Voltage	PICK-UP VOLTAGE		Drop-Out Volt. Max
		Min	Max	
MA-19163	170	139	153	55
MA-19164	395	260	275	120
MA-19165	332	168	182	90
MA-19166	395	215	225	120
MA-19167	420	295	315	125
MA-19168	502	325	345	135
MA-19169	332	180	193	105
MA-19170	253	285	305	77
MA-19171	420	212	232	121

* screw terminals are available, please inquire



RS-5401




2 sets of contacts hole 1-7/8"
 mounting holes : 3-1/4 & 2-5/8 C.-C.
 top : 7 quick connects
 bottom : 4 quick connects, 2 bolts

RS-5403




3 sets of contacts hole 1-5/8"
 mounting holes : 2-1/8 & 3-1/4 C.-C.
 top : 8 quick connects
 bottom : 5 quick connects, 3 bolts
 plate : 3-9/16 x 3-5/16

RS-5404



1 set of contacts hole 1-5/8"
 mounting holes : 2-1/8 & 3-1/4 C.-C.
 plate : 3-9/16 x 3-5/16

RS-5400



2 sets of contacts (5/16" diameter)
 mounting holes : 2-11/16 C.-C.

RS-5402




2 sets of contacts
 overall size : 4-3/8 x 4-1/2
 top : 2 quick connects, bottom : 2 quick connects

602462-4A



3600 rpm centrifugal mechanism
 .980 metal backplate I.D.
 3.000 O.D.

MS48



reversing switch, ref. #R98-3
 mounting holes : 3-1/4 & 3 C.-C.

TS-24



dustite switch
 mounting holes : 1-5/8 x 7/8 C.-C.

Reversing Switches

MS48



ref R98-3
mounting holes : 3-1/4 & 3 C.-C.

BAS-248



ref # R98-14
mounting holes : 2-3/4" C.-C.

R-9719



mounting holes : 3-9/16 x 1-1/4 C.-C.

Reversing Drum Controls



forward-off-reverse
6 stationary
maintained contacts
CSA & UL approved

Part #	Horsepower Rating						
	Single Phase		Polyphase			DC	
	115V	230V	115V	230V	440-550V	115V	230V
RS-1A	1-1/2	2	For Single Phase Only			1/4	1/4
RS-1	1-1/2	2	2	2	1	1/4	1/4
* RS-1M	1-1/2	2	2	2	1	1/4	1/4
RS-2	1-1/2	2	2	2	2	1	1
RS-5	2	3	3	5	7-1/2	2	2

* momentary only
Note : do not use with instant reverse motors

Nylon Handles For Above Drum Switches



HA-1 for RS-1, RS-1A & RS-1M
HA-3 for RS-2 & RS-5

Part #	Max Start Winding Current	Start Winding Voltage	Time Range	Fig
MRC-2031	20	115	1/3	1
MRC-2051	20	115	1/2	1
MRC-2011	20	115	1	1
MRC-2032	20	230	1/3	1
MRC-2052	20	230	1/2	1
MRC-2012	20	230	1	1
MRC-3051	30	115	1/2	1
MRC-3011	30	115	1	1
MRC-3052	30	230	1/2	1
MRC-3012	30	230	1	1
MRC-6051	60	115	1/2	2
MRC-6011	60	115	1	2
MRC-6052	60	230	1/2	2
MRC-6012	60	230	1	2



Fig 1
Macro Start Solid State Motor Starter
1-1/2 x 1-1/2 x 9/16



Fig 2
Macro Start Solid State Motor Starter
+ Relay For Larger HP Motors


Examples of recommended applications for different time ranges

- 1/3 Second Switch** pump and compressor applications and motors with low inertia load
- 1/2 Second Switch** waste disposers and fans or high load applications with capacitor-type motors or low inertia load split-phase motors
- 1 Second Switch** capacitor-type motors and split-phase motor applications starting under high inertia load conditions

Part #	Motor Type	Mfg. #	Catalogue #	Start Winding Voltage	Amp Rating	Max FLA	Max HP	Cut Out Voltage	Cut In Voltage	Type
AP-11016-10	Split Phase	4-7-11016-11-UF1	PV-16-10	115	16	8/4	1/3	-	10	11
AP-11016		4-7-11016-11-U01	PV-16-30	115	16	8/4	1/3	-	30	11
AP-12016		4-7-12016-11-NH1	2PV-16-60	230	16	8	1/2	-	60	11
AP-11025		4-7-11025-11-U01	PV-25-30	115	25	12/6	1/2	-	30	11
AP-11025-10		4-7-11025-11-UF1	PV-25-10	115	25	12/6	1/2	-	10	11
AP-11040		4-7-11040-11-U01	PV-40-30	115	40	20/10	3/4	-	30	11
AP-21016-130	Capacitor Start	4-7-21016-11-UA1	CV-16-130	115	16	8/4	1/2	130	29	11
AP-21016		4-7-21016-11-U01	CV-16-165	115	16	8/4	1/2	165	37	11
AP-21025		4-7-21025-11-U01	CV-25-165	115	25	12/6	1	165	37	11
AP-21040-130		4-7-21040-11-UA1	CV-40-130	115	40	20/10	2	130	29	11
AP-21040-147		4-7-21040-11-UB1	CV-40-147	115	40	20/10	2	147	37	11
AP-21040-20-147		4-7-21040-20-UB1	CV-40-147	115	40	20/10	2	147	37	20
AP-21040		4-7-21040-11-U01	CV-40-165	115	40	20/10	2	165	37	11
AP-21040-20		4-7-21040-20-U01	CV-40-165	115	40	20/10	2	165	37	20
AP-21050-147		4-7-21050-12-UB1	CV-40-147	115	40	25/12.5	2	147	37	12
AP-21050		4-7-21050-12-U01	CV-50-165	115	50	25/12.5	3	165	37	12
AP-22035		4-7-22035-15-U01	2CV-35-310	230	35	17.5	3	310	70	15
AP-22050-260		4-7-22050-15-UC1	2CV-50-260	230	50	25	5	260	70	15
AP-22050		4-7-22050-15-U01	2CV-50-310	230	50	25	5	310	70	15
AP-72035		Cap Start/ Cap Run	4-7-72035-15-U01	2VR-35-310	230	35	17.5	3	310	70
AP-72050-260	4-7-72050-15-UC1		2VR-50-260	230	50	25	5	260	70	15
AP-72050	4-7-72050-15-U01		2VR-50-310	230	50	25	5	310	70	15

Selection Procedure - Motor HP ratings are typical. For an accurate selection procedure, measure start winding current during a normal start or at locked rotor and select a SINPAC switch with higher maximum current rating than that measured

1. Be sure switch series matches motor type.
 2. Be sure switch voltage rating matches auxiliary (start) winding voltage rating.
 3. Selection can be based on actual measurement of start capacitor current or two times the motor nameplate FLA rating.
 4. Switch current rating must match or exceed the motor start capacitor current requirements. Always select a SINPAC switch with the next higher current rating for :
 - a) High cycling applications.
 - b) Long acceleration time.
 - c) High ambients: Greater than 55 Celcius
 5. To assure proper motor operation, the voltage across the start winding must reach the SINPAC switch cut out voltage for capacitor start and cut in for split phase between 70% to 85% of motors synchronous speed.
- CAUTION :** SINPAC switches are line voltage compensated. Changes in the line voltage will not effect system operation unless an overload condition causes reduced running speed along with reduced voltage on the start winding.
6. Higher current switches can be used in place of lower rated switches of the same series.



Type 11 : 1-7/8 x 1-3/8 x 7/8 high
mounting holes : 2-3/16 C.-C.



Type 12 : 1-7/8 x 1-3/4 x 7/8 high
mounting holes : 2-3/16 & 2-3/16 C.-C.



Type 20 : 2-3/4 x 1-7/16
Type 15 : 3-3/8 x 1-7/8

Part #	Motor Type	Mfg. #	Cat. #	Start Winding Voltage	Amp Rating	Max FLA	Max HP	Cut Out Voltage	Cut In Voltage	Type
AP-71040-130	Cap Start/ Cap Run	4-7-71040-12-UA1	VR-40-130	115	40	20/10	2	130	30	12
AP-71040-130-19		4-7-71040-19-UA1	VR-40-130	115	40	20/10	2	130	30	19
AP-71040-147		4-7-71040-12-UB1	VR-40-147	115	40	20/10	2	147	37	12
AP-71040		4-7-71040-12-U01	VR-40-165	115	40	20/10	2	165	37	12
AP-71040-19		4-7-71040-19-U01	VR-40-165	115	40	20/10	2	165	37	19
AP-71040-180-12		4-7-71040-12-UD1	VR-40-180	115	40	20/10	2	180	50	12
AP-71040-180-19		4-7-71040-19-UD1	VR-40-180	115	40	20/10	2	180	50	19
AP-71050-130		4-7-71050-12-UA1	VR-50-130	115	50	25/12.5	3	130	30	12
AP-71050-130-19		4-7-71050-19-UA1	VR-50-130	115	50	25/12.5	3	130	30	19
AP-71050-147		4-7-71050-12-UB1	VR-50-147	115	50	25/12.5	3	147	45	12
AP-71050		4-7-71050-12-U01	VR-50-165	115	50	25/12.5	3	165	37	12
AP-71050-19		4-7-71050-19-U01	VR-50-165	115	50	25/12.5	3	165	37	19
AP-41080		4-7-41080-15-N01	CVR-80-165	115	80	50/25	3-5	165	37	15
AP-42070		4-7-42070-17-N01	2CVR-70-310	230	70	35	5-7.5	310	70	17
AP-42070-260		4-7-42070-17-NC1	2CVR-70-260	230	70	35	5-7.5	260	70	17
AP-51025		Instant Reverse Cap Start	4-7-51025-15-U01	IR-25-165	115	25	12/6	1/2	165	37
AP-51040-130	4-7-51040-15-UA1		IR-40-130	115	40	20/10	2	130	29	15
AP-51040-147	4-7-51040-15-UB1		IR-40-147	115	40	20/10	2	147	33	15
AP-51040	4-7-51040-15-U01		IR-40-165	115	40	20/10	2	165	37	15
AP-81040-130	Instant Reverse Cap Start / Cap Run	4-7-81040-15-NA1	IVR-40-130	115	40	20/10	2	130	30	15

Selection Procedure - Motor HP ratings are typical. For an accurate selection procedure, measure start winding current during a normal start or at locked rotor and select a SINPAC switch with higher maximum current rating than that measured

1. Be sure switch series matches motor type.
 2. Be sure switch voltage rating matches auxiliary (start) winding voltage rating.
 3. Selection can be based on actual measurement of start capacitor current or two times the motor nameplate FLA rating.
 4. Switch current rating must match or exceed the motor start capacitor current requirements. Always select a SINPAC switch with the next higher current rating for :
 - a) High cycling applications.
 - b) Long acceleration time.
 - c) High ambients: Greater than 55 Celcius
 5. To assure proper motor operation, the voltage across the start winding must reach the SINPAC switch cut out voltage for capacitor start and cut in for split phase between 70% to 85% of motors synchronous speed.
- CAUTION :** SINPAC switches are line voltage compensated. Changes in the line voltage will not effect system operation unless an overload condition causes reduced running speed along with reduced voltage on the start winding.
6. Higher current switches can be used in place of lower rated switches of the same series.



Type 12 : 1-7/8 x 1-3/4 x 7/8 high
mounting Holes : 2-3/16 & 2-3/16 C.-C.



Type 19 : 3-3/8 x 1-3/8
Type 15 : 3-3/8 x 1-7/8
Type 17 : 4-3/8 x 2-1/2

Switches - Push Button



Dimensions Refer to Body of The Switch Only

Part #	Poles	Amps AC 125/250V	Contacts	Terminal Type	Dimensions L x W x D
TS-2063	single	6/3	normally open, momentary contact	screw	7/8 x 9/16 x 3/8
TS-2064	single	6/3	normally closed, momentary contact	screw	7/8 x 9/16 x 3/8

Plastic Push Button



Part #	Poles	Amps AC 125V	Contacts	Terminal Type	Dimensions Dia. X Depth
TS-2065	single	3/4	normally open, off when button is out	screw	11/16 x 7/8
TS-2066	single	3/4	normally closed, off when button is in	screw	11/16 x 7/8

Plastic Push Button



Part #	Poles	Amps AC 125V	Contacts	Terminal Type	Dimensions L x W x D
TS-2067	single	6	push on - push off	6" wire	1 x 5/8 x 9/16

Metal Push Button



Part #	Poles	Amps AC 125/250V	Contacts	Terminal Type	Dimensions L x W x D
TS-2069	single	10/5	on-off	solder	7/8 x 9/16 x 5/16

Slide Switch

TS-2128



momentary on and/or momentary off
15A 125/250VAC, 3 terminals
3/4hp 125VAC / 1-1/2hp 250VAC

TS-2129



momentary on and/or momentary off
25A 125/250 VAC, 3 terminals
1hp 125VAC / 2hp 250VAC

Switches - Toggle

2012



Fig. 1



Fig. 2



Fig. 3



Fig. 4



Fig. 5



Fig. 6



Fig. 7 (reversing switch)

Part #	# of Terminals	# of Poles	AC Amps 125 / 220V	HP	Handle Postions	Terminal Type	Dimensions L x W x H	Fig.
TS-2059	2	1	6/3		On-Off	6" wire	1 x 1/2 x 9/16	1
TS-2110	2	1	10/20	1-1/2	On-Off	1/4 Q.C.	7/8 x 9/16 x 5/8	2
TS-2112	3	1	10/20	1-1/2	On-Off-On	1/4 Q.C.	7/8 x 9/16 x 5/8	2
TS-2054	2	1	20/10	3/4	On-Off	screw	1-1/8 x 9/16 x 5/8	3
TS-2080	2	1	20/10	3/4	On-Off	1/4 Q.C.	1-1/8 x 9/16 x 5/8	3
TS-2136	2	1	20/10	3/4	(On)-Off	screw	1-1/8 x 9/16 x 5/8	3
TS-2072	3	1	15/10	3/4	On-On	solder	1-1/8 x 5/8 x 5/8	3
TS-2083	3	1	20/10	3/4	On-On	1/4 Q.C.	1-1/8 x 5/8 x 5/8	3
TS-2055	3	1	20/10	3/4	On-Off-On	screw	1-1/8 x 9/16 x 5/8	3
TS-2081	3	1	20/10	3/4	On-Off-On	1/4 Q.C.	1-1/8 x 9/16 x 5/8	3
TS-2085	3	1	10@230V	3/4	(On)-Off-(On)	screw	1-1/8 x 5/8 x 5/8	3
TS-2052	4	2	16/8	1	On-Off	screw	1-7/8 x 13/16 x 11/16	4
TS-2088	4	2	15/10	1/2	On-Off-On	screw	1-5/16 x 3/4 x 3/4	7
TS-2125	4	2	15/10	1/2	(On)-Off-(On)	1/4" Q.C.	1-5/16 x 3/4 x 3/4	7
TS-2053	4	2	20/10	1-1/2	On-Off	screw	2-1/4 x 1 x 13/16	4
TS-2056	4	2	20/10	1-1/2	On-Off	screw	1-5/8 x 3/4 x 13/16	5
TS-2078	4	2	20/10	1-1/2	On-Off	1/4" Q.C.	1-5/8 x 3/4 x 13/16	5
TS-2062	4	2	20@230V	1-1/2 / 2	On-Off	screw	2-5/8 x 1-5/16 x 1-1/16	6
TS-2049	4	2	20/10	1-1/2	(On)-Off	screw	1-5/16 x 3/4 x 7/8	5
TS-2111	6	2	20/10	1-1/2	On-On	screw	1-5/16 x 3/4 x 3/4	5
TS-2074	6	2	15/10	1	On-Off-On	screw	1-5/16 x 3/4 x 15/16	5
TS-2057	6	2	20/10	1-1/2	On-Off-On	screw	1-5/8 x 3/4 x 13/16	5
TS-2082	6	2	20/10	1-1/2	On-Off-On	1/4" Q.C.	1-5/8 x 3/4 x 13/16	5
TS-2071	6	2	20/10	1-1/2	(On)-Off-On	screw	1-5/16 x 3/4 x 15/16	5
TS-2135	6	2	10/20	1-1/2	(On)-Off-On	1/4" Q.C.	1-5/16 x 3/4 x 13/16	5
TS-2070	6	2	15/10	1/2	(On)-Off-(On)	screw	1-5/16 x 3/4 x 15/16	5
TS-2118	6	3	10@250	3/4	On-Off	screw	1-1/8 x 1-5/16 x 13/16	5
TS-2060	9	3	15/10	1 / 3/4	On-On	screw	1-7/16 x 1-5/16 x 1	5
TS-2061	9	3	15/10	3/4	On-Off-On	screw	1-7/16 x 1-1/2 x 1	5
TS-2075	9	3	15/10	1 / 1-1/2	(On)-Off-(On)	screw	1-7/16 x 1-5/16 x 15/16	5
TS-2087	12	4	15/10	3/4	On-Off-On	screw	1-7/16 x 1-5/16 x 15/16	5

() denotes momentary action
 Q.C. = quick connects (push-on terminals)

Switches - Miscellaneous

TSB-280



rubber boot

TSP-281



metal on-off plate for toggle switches

TSC-73200



metal toggle switch protective flip up cover

TS-2090



fits 4" disc grinders
Makita #65105-9, 4 terminals
10A @125V-250VAC
body : 3/4 x 1/2 x 7/16

TS-2079

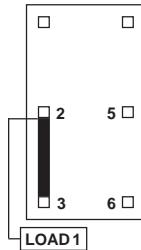


toggle switch
screw terminals
3/4hp rating
20A@125V / 10A@250V
body : 1-3/8 x 3/4 x 1

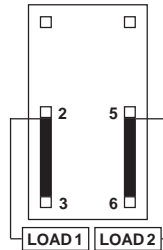
Position 1
Off



Position 2
T2-T3 On



Position 3
T2-T3 On
T5-T6 momentary on



TS-2126



SPST on-off rocker switch
3/4hp 16A 125VAC
3/4hp 10A 250VAC, 2 terminals
approx. base size : 1/2 x 15/16

TS-2076



fits Rigid pipe threads
on-off-on, 2-speed or fwd/rev.
30A @125V / 20A @250V
body : 2-7/8 x 1-13/16 x 1-15/16

TS-2115 DPST



on-off safety switch
removable lock, 4 terminals
20A @ 125-277VAC 1hp rating

TS-2127



DPST on-off rocker switch
16A 125/250 VAC / 10A 28VDC
4 terminals, ref. # 260011E
approximate base size : 7/8 x 7/8

TS-2134



SPDT on-off-on rocker switch
16A 125VAC
10A 250VAC, 3 terminals
approx. base size : 1/2 x 15/16

TPC-1031



pull chain switch, 1 speed
on-off SPST, 6A/125VAC

TPC-1033



pull chain switch, 2-speed
off-on-on, 6A/125VAC

TPC-1034



pull chain switch, 3 speed
off-on-on-on, 6A/125VAC

TS-2133



DPDT on-off-on rocker switch
16A 125/250 VAC / 10A 28VDC
6 terminals, ref. # 260411E
approximate base size: 7/8 x 7/8

Switches - Tool / Misc

2012

TS-2091



8907K7 variable speed
8A @125 VAC, centre pin
body : 1-1/4 x 19/32 x 29/32

TS-2131



trigger switch 8907K6
variable speed with centre pin
12A 125VAC
body : 5/8 x 7/8 x 1-1/4

TS-2011



2 speed trigger switch
4A 125VAC
body : 19/32 x 1 x 1-3/16

TS-2089



fits Makita cordless drills
8669K1, Makita #651851-0
on-off, fwd/reverse
12A @12VDC

TS-2093



8907K8 23-66-1655
reversible variable speed
8A @125VAC, bottom centre pin
BODY : 1-1/8 x 11/16 x 1-1/2

TS-2096



8907K3
reversible variable speed
6A @125VAC
body : 1-1/8 x 11/16 x 1-1/2

TS-2012



2-speed
4A @125VAC
body : 1-1/8 x 5/8 x 1-1/8

TS-2094



23-66-1020 hi-low - fwd-rev
6 push on terminals
12A @125V / 6A @250V
body : 3-7/8 x 3/4 x 13/16

TS-2007



off-on, with lock
12A @125VAC
body : 1-1/8 x 5/8 x 1-1/8

TS-2016



variable speed (adjustable) with lock
6A @125VAC
body : 1-1/8 x 5/8 x 1-1/8

TS-2010



variable speed, with lock
4A @125VAC
body : 1-1/8 x 5/8 x 1-1/8

TS-2013



2-speed, with lock
4A @125VAC
body : 1-1/8 x 5/8 x 1-1/8

TS-2122



off-on switch
4 screw terminals, 2 pole, 1 phase
30A 120-277VAC
body : 1-5/16 x 2-3/16 x 1-1/16

TS-2120




off-on manual motor controller,
6 screw terminals, 3 pole, 3 phase
7-1/2hp @ 240VAC
15hp @ 550VAC
body : 1-11/16 x 2-5/16 x 1-3/4 high

TS-2121



off-on manual motor controller,
4 screw terminals, 2 pole, 1 phase
2hp @ 120VAC, 5hp @ 240VAC
7-1/2hp @ 480-600VAC
body : 1-11/16 x 2-5/16 x 1-3/4 high

SWITCHES - TOOL



Part #	Fig	Ref #	Amp Rating 125V	Body L x W x H	Lock	220V
TS-2028	1	8652K8	20	2-1/4 x 1 x 3/4		
TS-2027	1	8652K7	20	2-1/4 x 1 x 3/4	X	
TS-2030	2	PT2A21B	22	1-7/8 x 27/32 x 31/32		X
TS-2029	2	PT2A1A11B	22	1-7/8 x 27/32 x 31/32	X	X
TS-2109	4	8908K4	20	2-1/4 x 1 x 1		
TS-2097	5	8672K1	20	2-1/4 x 1 x 1-1/32		X
TS-2098	5	8672K2	20	2-1/4 x 1 x 1-1/32	X	X
TS-2137	7	8674K2	20	2-1/4 x 1 x 3/4	X	X



Part #	Metal Backplate		Plastic Spool		RPM	Motor Commonly Used On
	I.D.	O.D.	I.D.	O.D.		
WESM80-17	.637	2.780	1	2-3/8	1725	Westinghouse
WESM103-17	.688	2.780	1	2-3/8	1725	Westinghouse
DOSM3-17	.729	2.600	1-1/8	2-1/4	1725	Doerr
LESM610-34	.737	2.600	1-1/8	2-1/4	3450	Leeson
LESM611-17	.737	2.600	1-1/8	2-1/4	1725	Leeson
LESM613-11	.737	2.600	1-1/8	2-1/4	1140	Leeson
FSM58-34	.750	2.600	1	2-3/8	3450	Franklin
FSM57-17	.750	2.600	1	2-3/8	1725	Franklin
FSM65-2	.750	2.600	1-1/8	2-1/4	3450/1725	Franklin
BASM261-17	.805	2.600	1-1/8	2-1/4	1725	Baldor
BASM259-34	.805	2.600	1-1/8	2-1/4	3450	Baldor
LSSM800-34	.812	2.600	1-1/8	2-1/4	3450	Leroy Somer
LSSM801-17	.812	2.600	1-1/8	2-1/4	1725	Leroy Somer
DOSM9-17	.815	2.600	1-1/8	2-3/4	1725	Doerr
DOSM8-34	.869	2.600	1-1/8	2-1/4	3450	DOERR
GSM490-17	.869	2.600	1-1/8	2-1/4	1725	GE
DOSM20-34	.869	2.600	1-1/8	2-3/4	3450	Doerr
LESM612-17	.869	2.600	1-1/8	2-3/4	1725	Leeson
DOSM10-17	1.050	3.560	1-3/4	2-7/8	1725	Doerr
LESM619-17	1.125	2.785	1-1/4	3	1725	Leeson
LSSM808-11	1.125	3.560	1-3/4	2-7/8	1140	Leroy Somer
MSM49-34	1.127	3.560	1-3/4	2-7/8	3450	Marathon
GSM480-17	1.127	3.560	1-3/4	2-7/8	1725	GE
RESM57-34	1.187	3.560	1-3/4	3-9/16	3450	Reliance
DOSM29-17	1.250	3.560	1-3/4	2-7/8	1725	Doerr



Part #	Metal Backplate		Plastic Spool		RPM	Motor Commonly Used On
	I.D.	O.D.	I.D.	O.D.		
LESM614-11	1.325	3.560	1-3/4	2-7/8	1140	Leeson
LESM617-17	1.325	3.560	1-3/4	2-7/8	1725	Leeson
GSM486-17	1.352	3.560	1-3/4	3-1/4	1725	GE
BASM258-17	1.375	3.560	1-3/4	3-1/2	1725	Baldor
LSSM805-34	1.443	3.560	1-3/4	2-7/8	3450	Leroy Somer
MSM46-17	1.475	3.560	1-3/4	2-7/8	1725	Marathon
MSM47-11	1.475	3.560	1-3/4	2-7/8	1140	Marathon
GSM488-17	1.605	3.560	1-3/4	3-1/4	1725	GE

Part #	Type	Backplate		Spool		RPM
		I.D.	O.D.	I.D.	O.D.	
DOSM24-17	1	.869	2.600	7/8	2	1725
DOSM27-17	1	.737	2.600	3/4	2-1/4	1725



Extended Spool

Terminal blocks come complete with brass nuts, washers, and links for wye or delta connection. All are 600 volts (operating voltage).



Part #	# of Studs	Length m m	Width m m	Mtg. Holes C.-C. mm	Stud Dia. mm	Amp Rating
TBLOCK-3X	6	40	25	12-18	4	9
TBLOCK-5	6	56	36	16-23	5	25
TBLOCK-6	6	70	45	23-28	6	60
TBLOCK-8	6	95	60	29-39	8	100
TBLOCK-9	6	115	70	40-47	10	160
TBLOCK-12	6	125	80	40-49	12	
TBLOCK-14	6	145	90	45-61	14	

**stud size may vary

TBLOCK-65



9 studs, 65mm x 65mm
stud size 6mm, mounting holes 26mm c.-c.



Fig. 1



Fig. 2




Fig. 3



Fig. 4


Part #	Mueller Ref #	Fig.	Amps	Overall Length	Type	Red Insulator #	Black Insulator #	Green Insulator #
AC-1	60-S	1	10	2"	Steel - Screw	ACI-1R	ACI-1B	
AC-1C	60-CS	1	10	2"	Copper - Screw	ACI-1R	ACI-1B	
AC-1S	60	1	10	2"	Steel - Solder	ACI-1R	ACI-1B	
AC-2	85	2	10	2-1/8"	Steel - Screw	ACI-2R	ACI-2B	
AC-2C	85-C	2	10	2-1/8"	Copper -Screw	ACI-2R	ACI-2B	
AC-3B	63	3	10	2-1/4"	Steel - Screw		Insulated	
AC-3R	63	3	10	2-1/4"	Steel - Screw	Insulated		
AC-4B	63	3	10	2-1/4"	Copper - Screw		Insulated	
AC-4R	63	3	10	2-1/4"	Copper - Screw	Insulated		
TC-1	48-B	4	10	2"	Steel - Screw	TCI-1R	TCI-1B	
TC-1C	48-C	4	10	2"	Copper - Screw	TCI-1R	TCI-1B	
TC-2	27-S	4	20	2-7/16"	Steel - Screw	TCI-2R	TCI-2B	TCI-2G
TC-2C	27-C	4	40	2-7/16"	Copper - Screw	TCI-2R	TCI-2B	TCI-2G
TC-3	24-A	4	25	2-7/8"	Steel - Screw	TCI-3R	TCI-3B	TCI-3G
TC-3C	25-C	4	50	2-7/8"	Copper - Screw	TCI-3R	TCI-3B	TCI-3G
TC-4	21-A	4	50	4-1/2"	Steel - Screw	TCI-4R	TCI-4B	TCI-4G
TC-4C	21-C	4	100	4-1/2"	Copper - Screw	TCI-4R	TCI-4B	TCI-4G
TC-5	11-A	4	100	6"	Steel - Lug	TCI-5R	TCI-5B	TCI-5G
TC-5C	11-C	4	200	6"	Copper - Lug	TCI-5R	TCI-5B	TCI-5G

DOS-190




2 sets of contacts
 mounting holes : 2-11/16 C.-C.
 backplate : 2-1/2 x 3-1/2
 hole I.D. : 1-11/16"

MS-7




4 sets of contacts
 mounting holes : 2-5/8 C.-C.
 backplate : 2-1/2 x 3-1/2
 hole I.D. : 1-11/16

LES-602



2 sets of contacts
 mounting holes : 2-11/16 C.-C.
 backplate : 3-1/16 x 3-7/16
 hole I.D. 1-15/16

GS-310



2 sets of contacts
 mounting holes : 2-3/4 & 3-3/8 C.-C.
 backplate : 3-1/4 x 3-13/16
 hole I.D. : 2-1/4

BAS-251



2 sets of contacts
 mounting holes : 2-1/2 C.-C.

USS-5100



2 sets of contacts
 mounting holes : 3-1/16 C.-C.
 top : 2 quick connects

USS-5101



1 set of contacts
 mounting holes : 3-3/16 & 2-3/4 C.-C.
 top : 2 quick connects

USS-5102



1 set of contacts
 mounting holes : 3-1/16 C.-C.
 top : 2 quick connects

S-6013
 (Off-Shore)



1 set of contacts
 mounting holes : 2-1/16 C.-C.
 plate : I.D. 7/8, O.D. 2-7/16


Self-Aligning Bearings



Part #	Fig.	I.D.	O.D.	Length
UB-1067	B	1/4	5/8	15/32
UB-1068	B	5/16	5/8	15/32
SA-311	C	5/16	3/4	7/16
UB-1065	A	3/8	1	41/64
SA-312	D	3/8	3/4	7/16
UB-1066	A	1/2	1	41/64

sold individually

Part #	Diameter	I.D.
UR-1182	2-1/2	1-9/16



rubber mount with steel ring

USS-5100



2 sets of contacts
mounting holes : 3-1/16 C.-C.
top : 2 quick connects

USS-5101



1 set of contacts
mounting holes : 3-3/16 & 2-3/4 C.-C.
top : 2 quick connects

USS-5102



1 set of contacts
mounting holes : 3-1/16 C.-C.
top : 2 quick connects

USF-141809



plastic external cooling fan
11/16 x 5-5/8 (with key)

USF-360240 7/8" X 6-3/4"

USF-360985 7/8" X 8"

USF-360276 1-1/8" X 6-3/4"

USF-362254 1-7/8" X 13-1/4"



plastic external cooling fan
clamp type

USF-399405 7/8 x 9 (key)

USF-378427 1-1/8 x 9-3/8

USF-347273 1-1/4 x 9

USF-347274 1-1/4 x 10-1/2

USF-171602 1-1/4 x 11

USF-370427 1-3/8 x 8-1/4

USF-370428 1-3/8 x 11 (key)



plastic external cooling fan
clamp type

USF-904792



plastic cooling fan
1.180 x 7-3/8

USF-375606



plastic external cooling fan
2-1/8 x 8-1/2

USFC-299234



6-5/8 plastic fan cover
ref # 343740

WGS-8200




1 set of contacts
mounting holes : 2" C.-C.
1" overload hole

WGS-8201




1 set of contacts
mounting holes : 2" C.-C.
1-1/4" overload hole

WGS-8202




2 sets of contacts
mounting holes : 2-1/16" C.-C.
plate size : 3-1/2 x 2-5/8

WGS-8203



2 sets of contacts
mounting holes : 3" C.-C.
plate size : 4 x 3-3/4

WGS-8203X



2 sets of contacts, mounting holes : 3" C.-C.
fibre board, substitute for WGS-8203
plate size : 4 x 3-3/4

WGS-8204




2 sets of contacts
mounting holes : 2" C.-C.
1-1/4" overload hole



Rotating Mechanism

Part #	RPM	I.D.	O.D.
WGSM830-34	3450	5/8	2-3.8
WGSM835-17	1725	5/8	2-3/8
WGSM831-34	3450	11/16	2-3/8
WGSM832-17	1725	11/16	2-3/8
WGSM833-17	1725	1-3/16	3-3/8
WGSM834-34	3450	1-3/16	3-3/8

Plastic Cooling Fans



Part #	Type	I.D. mm	O.D. mm	Ref #
WGF-8700	A	12	120	0800 0727
WGF-8707	A	15	130	0800 0816
WGF-8706	A	15	155	6484 5594
WGF-8701	A	17	158	0800 0913
WGF-8708	B	21	135	0800 0573
WGF-8705	A	23	180	0800 1014
WGF-8712	A	28	150	0800 1120
WGF-8702	A	28	190	0800 1138
WGF-8703	A	30	230	0800 1332
WGF-8713	C	30	170	0800 1324
WGF-8721	C	34	135	0800 6814
WGF-8722	D	35	185	0380 1322
WGF-8714	C	44	150	6524 6376
WGF-8704	C	44	225	6524 6830
WGF-8717	C	50	150	6854 2487
WGF-8718	C	50	230	6524 7380
WGW-8716	C	55	175	6524 8433
WGF-8715	C	55		6524 8999

Fan Covers



Part #	O.D.	Frame
WGFC-8800	7-1/8	56
WGFC-8801	6-7/8	143/5
WGFC-8802	8-5/8	182/4
WGFC-8803	10	213/5

All Items On This Page Sold In Packs Of 100 Pcs.

Ring Terminals



Vinyl Insulated

Part #	Wire Range	Stud Size	Colour
WA-3100	16-14	8	blue
WA-3101	16-14	10	blue
WA-3110	16-12	10	yellow
WA-3120	16-12	1/4"	yellow

Butt Connectors



Vinyl Insulated

Part #	Wire Range	Max. Wire Dia.	Colour
WA-3000	22-18	.145	red
WA-3005	16-14	.175	blue
WA-3010	12-10	.255	yellow

Flag Terminals



Part #	Description
A-3605	1/4" uninsulated
*A-3606	1/4" uninsulated
WA-3210	1/4" insulated
A-3604	3/16" uninsulated

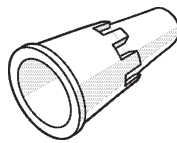
* for #10-12 wire

Straight Connectors



Part #	Description
A-3673	1/4" uninsulated
WA-3200	1/4" insulated

Closed-End Connectors



Crimp Style, Insulated

Part #	Wire Range
WA-3400	22-14
WA-3405	22-12

Cable Ties



Natural Colour


Part #	Length
WA-3305	5-3/8
WA-3310	7-1/4
WA-3315	11-1/2

MS-24



1/4" terminal

Wire Connectors



Part #	Colour
WA-3600	orange
WA-3601	yellow
WA-3602	red

WA-UBS8



open terminal
16-14 wire size, 0.281" stud size